

OPEN -- Overall Stage Results

Porkka Practical Pistol 2009

Printed syyskuu 20, 2009 at 16:37



Stage 1 -- Speedshooting is fun

	PTS	TIME	HIT FACTOR	STAGE POINTS	STAGE PERCENT	COMPETITOR # Name
1	157	15,04	10,4388	160,0000	100,00	123 Ruohonen, Tony R
2	145	13,93	10,4092	159,5457	99,72	97 Asikainen, Mikko
3	151	14,96	10,0936	154,7083	96,69	92 Kadenius, Jyrki R
4	145	15,11	9,5963	147,0861	91,93	122 Nikkilä, Reima
5	153	16,87	9,0694	139,0095	86,88	109 Ovaskainen, Pentti
6	156	18,74	8,3244	127,5919	79,74	128 Vainio, Pentti
7	137	16,66	8,2233	126,0416	78,78	121 Kosola, Vesa
8	156	19,89	7,8431	120,2148	75,13	113 Liikanen, Ari
9	153	21,45	7,1329	109,3282	68,33	10 Haaja, Marko
10	147	20,73	7,0912	108,6892	67,93	56 Kaartti, Jarmo
11	137	23,81	5,7539	88,1920	55,12	38 Kuokkanen, Ari
12	158	33,03	4,7835	73,3190	45,82	50 Leikos, Jukka

STANDARD -- Overall Stage Results

PorkkA Practical Pistol 2009

Printed syyskuu 20, 2009 at 16:37



Stage 1 -- Speedshooting is fun

	PTS	TIME	HIT FACTOR	STAGE POINTS	STAGE PERCENT	COMPETITOR # Name
1	152	15,25	9,9672	160,0000	100,00	83 Honkaselkä, Raine
2	154	16,50	9,3333	149,8246	93,64	162 Kuisma, Mikko
3	153	16,60	9,2169	147,9550	92,47	73 Marjoniemi, Esa
4	139	15,51	8,9620	143,8631	89,91	59 Piironen, Perttu P
5	150	17,87	8,3940	134,7451	84,22	44 Kangas, Jukka P
6	149	18,09	8,2366	132,2190	82,64	124 Massinen, Timo
7	156	19,15	8,1462	130,7682	81,73	144 Shavrin, Aleksandr
8	154	19,57	7,8692	126,3212	78,95	150 Lazaridi, Igor
9	150	19,08	7,8616	126,1999	78,87	106 Kontulainen, Mika
10	134	17,05	7,8592	126,1615	78,85	127 Teever, Jevgeni
11	154	19,92	7,7309	124,1017	77,56	27 Lappi-seppälä, Mikael
12	156	22,05	7,0748	113,5696	70,98	17 Martikainen, Timo T
13	152	22,63	6,7167	107,8215	67,39	51 Dahl, Mikael
14	153	23,31	6,5637	105,3648	65,85	131 Koski, Mikko
15	145	22,35	6,4877	104,1446	65,09	117 Vainionpää, Atte
16	159	24,72	6,4320	103,2512	64,53	25 Skaffari, Harri
17	156	24,64	6,3312	101,6319	63,52	101 Kilpiö, Jukka
18	153	24,51	6,2424	100,2061	62,63	14 Into, Jari T
19	156	25,08	6,2201	99,8489	62,41	130 Dahlman, Juha
20	136	21,87	6,2186	99,8243	62,39	81 Puisto, Ilari
21	138	22,39	6,1635	98,9399	61,84	143 Gavrilov, Igor
22	150	24,95	6,0120	96,5088	60,32	120 Silventoinen, Pertti T
23	152	25,33	6,0008	96,3285	60,21	40 Laurent, Lars
24	144	24,04	5,9900	96,1555	60,10	33 Mäkelä, Kaarlo
25	160	26,99	5,9281	95,1620	59,48	135 Hokkanen, Juha
26	156	26,73	5,8361	93,6854	58,55	21 Salakari, Tomi
27	150	25,82	5,8095	93,2570	58,29	133 Eronen, Petri
28	160	27,70	5,7762	92,7228	57,95	39 Pasanen, Tony
29	155	26,84	5,7750	92,7034	57,94	105 Lindroos, Jere
30	152	27,19	5,5903	89,7389	56,09	91 Koskinen, Jarno
31	158	28,73	5,4995	88,2811	55,18	78 Rintala, Teemu J
32	156	28,39	5,4949	88,2075	55,13	19 Enberg, Petri
33	154	28,07	5,4863	88,0693	55,04	161 Hurmerinta, Antti
34	156	28,52	5,4698	87,8054	54,88	53 Vanne, Iiro
35	153	28,21	5,4236	87,0632	54,41	58 Majuri, Jari M
36	142	26,25	5,4095	86,8371	54,27	46 Malmborg, Kimmo G
37	146	27,40	5,3285	85,5359	53,46	126 Kääriä, Mika
38	156	29,73	5,2472	84,2318	52,64	147 Rönöberg, Thomas
39	152	29,06	5,2306	83,9642	52,48	125 Ratia, Antti
40	148	28,37	5,2168	83,7430	52,34	67 Iikkola, Jarkko
41	150	28,79	5,2101	83,6365	52,27	35 Laaksonen, Kari
42	156	30,03	5,1948	83,3903	52,12	139 Hynninen, Jouni
43	148	28,70	5,1568	82,7801	51,74	151 Suzdaltsev, Viktor
44	142	28,16	5,0426	80,9472	50,59	13 Kivi, Matti
45	156	30,95	5,0404	80,9115	50,57	164 Broman, Ville
46	157	31,31	5,0144	80,4939	50,31	93 Varjus, Jussi P

STANDARD -- Overall Stage Results

Porkka Practical Pistol 2009

Printed syyskuu 20, 2009 at 16:37



Stage 1 -- Speedshooting is fun

	PTS	TIME	HIT FACTOR	STAGE POINTS	STAGE PERCENT	COMPETITOR # Name
47	99	20,24	4,8913	78,5183	49,07	142 Westersträhle, Niklas K
48	151	31,80	4,7484	76,2248	47,64	104 Kaskela, Toni
49	159	33,88	4,6930	75,3355	47,08	15 Latopelto, Tuomo
50	144	33,60	4,2857	68,7970	43,00	16 Raitanen, Tero
51	135	31,97	4,2227	67,7856	42,37	114 Pulkkinen, Ari
52	156	37,13	4,2015	67,4444	42,15	45 Kivelä, Jani
53	156	37,92	4,1139	66,0393	41,27	9 Sokura, Tapio
54	129	32,56	3,9619	63,5992	39,75	61 Sorri, Topi
55	154	39,82	3,8674	62,0820	38,80	32 Hirvonen, Ludwik
56	159	43,21	3,6797	59,0689	36,92	49 Kotilainen, Jorma
57	150	48,71	3,0794	49,4333	30,90	119 Korhonen, Mikko X
58	156	51,42	3,0338	48,7011	30,44	4 Mattila, Sasu
59	146	48,66	3,0004	48,1645	30,10	57 Leppänen, Rolf
60	155	70,83	2,1883	35,1286	21,96	159 Junkkala, Henri
61	71	35,95	1,9750	31,7034	19,81	29 Frantti, Pertti
62	0	0,00	0,0000	0,0000	0,00	28 Jussila, Matti

PRODUCTION -- Overall Stage Results

PorkkA Practical Pistol 2009

Printed syyskuu 20, 2009 at 16:37



Stage 1 -- Speedshooting is fun

	PTS	TIME	HIT FACTOR	STAGE POINTS	STAGE PERCENT	COMPETITOR # Name
1	158	15,26	10,3539	160,0000	100,00	100 Nousiainen, Lauri
2	156	15,52	10,0515	155,3282	97,08	157 Kaunisto, Vesa
3	158	16,35	9,6636	149,3333	93,33	87 Toikkanen, Janne
4	150	15,83	9,4757	146,4292	91,52	108 Savinko, Jyrki
5	148	15,72	9,4148	145,4878	90,93	145 Jemeljanov, Dmitri
6	158	17,87	8,8416	136,6312	85,39	153 Kiselev, Kirill
7	146	16,53	8,8324	136,4889	85,31	79 Väistö, Ville
8	148	16,97	8,7213	134,7713	84,23	148 Rönnerberg, Peter
9	152	17,49	8,6907	134,2985	83,94	20 Hakanen, Jere
10	144	16,96	8,4906	131,2061	82,00	22 Nurmi, Seppo T
11	144	17,66	8,1540	126,0054	78,75	84 Kinnunen, Markus K
12	150	18,83	7,9660	123,1001	76,94	90 Hirvikallio, Risto
13	150	18,90	7,9365	122,6442	76,65	116 Hautamäki, Sami
14	146	18,68	7,8158	120,7796	75,49	155 Hatsatryan, Ashot
15	158	20,35	7,7641	119,9803	74,99	85 Annala, Jussi
16	148	19,25	7,6883	118,8087	74,26	31 Hakkarainen, Mikael
17	146	19,47	7,4987	115,8789	72,42	111 Tolvanen, Timo
18	152	20,47	7,4255	114,7475	71,72	141 Rönnerqvist, Mikael
19	150	20,57	7,2922	112,6871	70,43	60 Immonen, Juha
20	160	22,20	7,2072	111,3742	69,61	68 Mäkinen, Mika (nosa) 2
21	152	21,10	7,2038	111,3214	69,58	63 Puurunen, Sakari J
22	150	20,89	7,1805	110,9610	69,35	54 Laivuori, Jarkko M
23	154	22,07	6,9778	107,8291	67,39	112 Talvisto, Markku
24	121	18,31	6,6084	102,1209	63,83	154 Gruzmanov, Konstantin
25	150	23,00	6,5217	100,7815	62,99	69 Siitari, Sampo
26	144	22,33	6,4487	99,6532	62,28	163 Virta, Mika
27	148	23,19	6,3821	98,6230	61,64	137 Mäkeläinen, Marko M
28	160	25,33	6,3166	97,6118	61,01	86 Gunnell, Rikhard
29	158	25,10	6,2948	97,2749	60,80	152 Boyarkin, Vladimir
30	154	24,48	6,2908	97,2135	60,76	70 Paussu, Jarno
31	160	25,46	6,2844	97,1134	60,70	146 Rönnerberg, Stefan
32	150	24,34	6,1627	95,2331	59,52	110 Wahlroos, Mikael
33	152	24,90	6,1044	94,3326	58,96	129 Parviainen, Timo
34	142	23,32	6,0892	94,0973	58,81	7 Reinikainen, Marko
35	142	23,37	6,0762	93,8960	58,68	8 Mettiäinen, Tapani
36	156	25,68	6,0748	93,8744	58,67	102 Kurki-suonio, Mikko
37	144	23,75	6,0632	93,6950	58,56	99 Laakso, Valtteri
38	152	25,52	5,9561	92,0408	57,53	77 Lokkila, Heidi T
39	114	19,23	5,9282	91,6100	57,26	149 Jemets, Roman
40	154	26,23	5,8711	90,7277	56,70	23 He, Weixiang
41	139	23,82	5,8354	90,1759	56,36	5 Wright, Mika
42	135	23,18	5,8240	89,9990	56,25	88 Juntunen, Matti
43	158	27,17	5,8152	89,8638	56,16	74 Winquist, Niclas
44	150	26,24	5,7165	88,3374	55,21	65 Varila, Veli-matti
45	140	24,54	5,7050	88,1599	55,10	132 Koski, Kaisa
46	150	26,31	5,7013	88,1024	55,06	96 Kinnunen, Petri

PRODUCTION -- Overall Stage Results

Porkka Practical Pistol 2009

Printed syyskuu 20, 2009 at 16:37



Stage 1 -- Speedshooting is fun

	PTS	TIME	HIT FACTOR	STAGE POINTS	STAGE PERCENT	COMPETITOR # Name
47	150	26,40	5,6818	87,8021	54,88	138 Otsamo, Antti
48	156	27,97	5,5774	86,1885	53,87	43 Lindberg, Niklas A
49	119	21,66	5,4940	84,8997	53,06	103 Mikkonen, Timo P
50	148	27,65	5,3526	82,7150	51,70	64 Aho, Jari
51	141	26,99	5,2242	80,7298	50,46	42 Raudaskoski, Janne
52	156	30,04	5,1931	80,2495	50,16	3 Ylönen, Sami
53	99	20,10	4,9254	76,1126	47,57	72 Heiskanen, Henri
54	152	31,02	4,9001	75,7215	47,33	12 Haapala, Pekka
55	143	29,35	4,8722	75,2914	47,06	55 Hautala, Risto
56	141	29,07	4,8504	74,9534	46,85	37 Wulff, Harri
57	150	33,39	4,4924	69,4212	43,39	75 Hayes, Damien
58	156	35,51	4,3931	67,8877	42,43	66 Suslov, Dmitri
59	152	35,00	4,3429	67,1109	41,94	2 Juopperi, Jari
60	146	33,85	4,3131	66,6518	41,66	118 Hautamäki, Anne
61	91	21,24	4,2844	66,2071	41,38	62 Hemminki, Jarkko
62	148	36,04	4,1065	63,4592	39,66	18 Nurmi, Aarne
63	152	37,76	4,0254	62,2055	38,88	71 Lilius, Mika
64	146	36,45	4,0055	61,8974	38,69	30 Heikkinen, Jari X
65	146	38,33	3,8090	58,8615	36,79	136 Hansson, Konsta
66	144	40,30	3,5732	55,2173	34,51	89 Vuorela, Marjo
67	160	47,59	3,3621	51,9543	32,47	34 Kyllönen, Pauli
68	148	47,30	3,1290	48,3524	30,22	80 Bergroth, Julia

MODIFIED -- Overall Stage Results

Porkka Practical Pistol 2009

Printed syyskuu 20, 2009 at 16:37



Stage 1 -- Speedshooting is fun

	PTS	TIME	HIT FACTOR	STAGE POINTS	STAGE PERCENT	COMPETITOR # Name
1	153	20,52	7,4561	160,0000	100,00	11 Honkala, Ari
2	148	21,97	6,7365	144,5565	90,35	1 Pietilä, Tero
3	135	20,65	6,5375	140,2877	87,68	107 Appelsiin, Hannu
4	135	25,02	5,3957	115,7850	72,37	48 Dahl, Patric
5	148	29,99	4,9350	105,8988	66,19	26 Salminen, Timo
6	156	32,43	4,8104	103,2247	64,52	24 Ahonen, Marko J
7	132	65,38	2,0190	43,3246	27,08	160 Kylmäniemi, Jarkko

REVOLVER (STANDARD) -- Overall Stage Results

Porkka Practical Pistol 2009

Printed syyskuu 20, 2009 at 16:37



Stage 1 -- Speedshooting is fun

	PTS	TIME	HIT FACTOR	STAGE POINTS	STAGE PERCENT	COMPETITOR # Name
1	159	30,35	5,2389	160,0000	100,00	134 Vilén, Timo J
2	152	36,74	4,1372	126,3531	78,97	82 Kuitunen, Tauno A
3	157	46,31	3,3902	103,5396	64,71	158 Manninen, Lasse

OPEN -- Overall Stage Results

Porkka Practical Pistol 2009

Printed syyskuu 20, 2009 at 16:37



Stage 2 -- Moving Penalty

	PTS	TIME	HIT FACTOR	STAGE POINTS	STAGE PERCENT	COMPETITOR # Name
1	45	10,45	4,3062	45,0000	100,00	109 Ovaskainen, Pentti
2	42	10,08	4,1667	43,5417	96,76	122 Nikkilä, Reima
3	44	10,68	4,1199	43,0524	95,67	123 Ruuhonen, Tony R
4	40	9,74	4,1068	42,9158	95,37	92 Kadenius, Jyrki R
5	41	10,57	3,8789	40,5345	90,08	121 Kosola, Vesa
6	40	11,52	3,4722	36,2847	80,63	128 Vainio, Pentti
7	43	13,47	3,1923	33,3593	74,13	38 Kuokkanen, Ari
8	39	12,39	3,1477	32,8935	73,10	10 Haaja, Marko
9	42	13,70	3,0657	32,0365	71,19	56 Kaarti, Jarmo
10	35	12,23	2,8618	29,9060	66,46	97 Asikainen, Mikko
11	29	11,26	2,5755	26,9139	59,81	50 Leikos, Jukka
12	26	11,69	2,2241	23,2421	51,65	113 Liikanen, Ari

STANDARD -- Overall Stage Results

PorkkA Practical Pistol 2009

Printed syyskuu 20, 2009 at 16:37



Stage 2 -- Moving Penalty

	PTS	TIME	HIT FACTOR	STAGE POINTS	STAGE PERCENT	COMPETITOR # Name
1	42	9,56	4,3933	45,0000	100,00	162 Kuisma, Mikko
2	43	9,94	4,3260	44,3102	98,47	73 Marjoniemi, Esa
3	44	10,26	4,2885	43,9265	97,61	83 Honkaselkä, Raine
4	43	10,58	4,0643	41,6298	92,51	124 Massinen, Timo
5	43	10,98	3,9162	40,1132	89,14	21 Salakari, Tomi
6	43	11,12	3,8669	39,6082	88,02	44 Kangas, Jukka P
7	45	11,79	3,8168	39,0949	86,88	101 Kilpiö, Jukka
8	43	11,28	3,8121	39,0464	86,77	135 Hokkanen, Juha
9	45	12,06	3,7313	38,2196	84,93	144 Shavrin, Aleksandr
10	41	11,52	3,5590	36,4546	81,01	27 Lappi-seppälä, Mikael
11	38	10,71	3,5481	36,3425	80,76	51 Dahl, Mikael
12	40	11,82	3,3841	34,6628	77,03	81 Puisto, Ilari
13	42	12,51	3,3573	34,3885	76,42	119 Korhonen, Mikko X
14	41	12,38	3,3118	33,9222	75,38	14 Into, Jari T
15	41	12,39	3,3091	33,8948	75,32	78 Rintala, Teemu J
16	43	13,09	3,2850	33,6473	74,77	130 Dahlman, Juha
17	35	10,71	3,2680	33,4734	74,39	17 Martikainen, Timo T
18	44	13,52	3,2544	33,3347	74,08	46 Malmberg, Kimmo G
19	37	11,44	3,2343	33,1281	73,62	126 Kääriä, Mika
20	41	12,74	3,2182	32,9637	73,25	131 Koski, Mikko
21	35	10,88	3,2169	32,9504	73,22	106 Kontulainen, Mika
22	42	13,21	3,1794	32,5662	72,37	58 Majuri, Jari M
23	44	13,88	3,1700	32,4701	72,16	147 Rönöberg, Thomas
24	38	12,00	3,1667	32,4357	72,08	125 Ratia, Antti
25	35	11,10	3,1532	32,2973	71,77	91 Koskinen, Jarno
26	42	13,57	3,0951	31,7023	70,45	93 Varjus, Jussi P
27	41	13,56	3,0236	30,9703	68,82	161 Hurmerinta, Antti
28	43	14,26	3,0154	30,8866	68,64	28 Jussila, Matti
29	39	13,01	2,9977	30,7050	68,23	143 Gavrilov, Igor
30	41	13,73	2,9862	30,5868	67,97	151 Suzdaltsev, Viktor
31	39	13,10	2,9771	30,4940	67,76	59 Piironen, Perttu P
32	40	13,53	2,9564	30,2819	67,29	105 Lindroos, Jere
33	35	11,84	2,9561	30,2787	67,29	117 Vainionpää, Atte
34	42	14,24	2,9494	30,2107	67,13	15 Latopelto, Tuomo
35	35	12,06	2,9022	29,7264	66,06	150 Lazaridi, Igor
36	40	13,88	2,8818	29,5183	65,60	139 Hynninen, Jouni
37	37	13,64	2,7126	27,7849	61,74	39 Pasanen, Tony
38	35	13,15	2,6616	27,2624	60,58	120 Silventoinen, Pertti T
39	37	14,05	2,6335	26,9741	59,94	114 Pulkkinen, Ari
40	37	14,43	2,5641	26,2637	58,36	45 Kivelä, Jani
41	37	14,68	2,5204	25,8165	57,37	164 Broman, Ville
42	37	14,86	2,4899	25,5037	56,67	35 Laaksonen, Kari
43	41	16,63	2,4654	25,2530	56,12	13 Kivi, Matti
44	40	16,51	2,4228	24,8161	55,15	4 Mattila, Sasu
45	41	17,12	2,3949	24,5302	54,51	9 Sokura, Tapio
46	35	14,63	2,3923	24,5044	54,45	19 Enberg, Petri

STANDARD -- Overall Stage Results

Porkka Practical Pistol 2009

Printed syyskuu 20, 2009 at 16:37



Stage 2 -- Moving Penalty

	PTS	TIME	HIT FACTOR	STAGE POINTS	STAGE PERCENT	COMPETITOR # Name
47	40	17,12	2,3364	23,9319	53,18	104 Kaskela, Toni
48	25	11,11	2,2502	23,0487	51,22	25 Skaffari, Harri
49	35	15,85	2,2082	22,6183	50,26	40 Laurent, Lars
50	38	17,39	2,1852	22,3823	49,74	33 Mäkelä, Kaarlo
51	23	10,61	2,1678	22,2041	49,34	133 Eronen, Petri
52	41	18,98	2,1602	22,1263	49,17	49 Kotilainen, Jorma
53	35	16,29	2,1486	22,0074	48,91	16 Raitanen, Tero
54	29	14,35	2,0209	20,6999	46,00	67 Iikkola, Jarkko
55	35	17,35	2,0173	20,6628	45,92	32 Hirvonen, Ludwik
56	22	12,68	1,7350	17,7715	39,49	127 Teever, Jevgeni
57	28	22,56	1,2411	12,7128	28,25	159 Junkkala, Henri
58	18	17,54	1,0262	10,5115	23,36	29 Frantti, Pertti
59	21	20,50	1,0244	10,4927	23,32	57 Leppänen, Rolf
60	11	10,94	1,0055	10,2990	22,89	142 Westersträhle, Niklas K
61	0	11,42	0,0000	0,0000	0,00	61 Sorri, Topi
62	0	12,04	0,0000	0,0000	0,00	53 Vanne, Iiro

PRODUCTION -- Overall Stage Results

Porkka Practical Pistol 2009

Printed syyskuu 20, 2009 at 16:37



Stage 2 -- Moving Penalty

	PTS	TIME	HIT FACTOR	STAGE POINTS	STAGE PERCENT	COMPETITOR # Name
1	43	10,04	4,2829	45,0000	100,00	100 Nousiainen, Lauri
2	43	11,02	3,9020	40,9982	91,11	84 Kinnunen, Markus K
3	39	10,00	3,9000	40,9772	91,06	79 Väistö, Ville
4	41	10,60	3,8679	40,6402	90,31	111 Tolvanen, Timo
5	41	10,80	3,7963	39,8876	88,64	90 Hirvikallio, Risto
6	37	10,07	3,6743	38,6056	85,79	157 Kaunisto, Vesa
7	39	10,82	3,6044	37,8717	84,16	108 Savinko, Jyrki
8	39	10,94	3,5649	37,4563	83,24	22 Nurmi, Seppo T
9	41	11,73	3,4953	36,7252	81,61	3 Ylönen, Sami
10	39	11,16	3,4946	36,7179	81,60	148 Rönöberg, Peter
11	41	11,82	3,4687	36,4455	80,99	20 Hakanen, Jere
12	39	11,48	3,3972	35,6944	79,32	85 Annala, Jussi
13	39	11,52	3,3854	35,5705	79,05	145 Jemeljanov, Dmitri
14	37	10,93	3,3852	35,5680	79,04	153 Kiselev, Kirill
15	43	12,73	3,3778	35,4910	78,87	63 Puurunen, Sakari J
16	39	11,56	3,3737	35,4474	78,77	62 Hemminki, Jarkko
17	37	11,52	3,2118	33,7464	74,99	31 Hakkarainen, Mikael
18	35	11,22	3,1194	32,7758	72,84	99 Laakso, Valtteri
19	39	12,62	3,0903	32,4701	72,16	149 Jemets, Roman
20	39	13,00	3,0000	31,5209	70,05	60 Immonen, Juha
21	35	11,69	2,9940	31,4580	69,91	116 Hautamäki, Sami
22	39	13,06	2,9862	31,3761	69,72	152 Boyarkin, Vladimir
23	33	11,09	2,9757	31,2651	69,48	112 Talvisto, Markku
24	41	13,92	2,9454	30,9473	68,77	23 He, Weixiang
25	41	13,96	2,9370	30,8586	68,57	129 Parviainen, Timo
26	39	13,54	2,8804	30,2638	67,25	72 Heiskanen, Henri
27	33	11,76	2,8061	29,4839	65,52	110 Wahlroos, Mikael
28	41	14,75	2,7797	29,2058	64,90	87 Toikkanen, Janne
29	37	13,34	2,7736	29,1423	64,76	77 Lokkila, Heidi T
30	37	13,63	2,7146	28,5222	63,38	155 Hatsatran, Ashot
31	28	10,45	2,6794	28,1527	62,56	68 Mäkinen, Mika (nosa) 2
32	31	11,78	2,6316	27,6499	61,44	5 Wright, Mika
33	37	14,27	2,5929	27,2430	60,54	132 Koski, Kaisa
34	43	16,71	2,5733	27,0377	60,08	30 Heikkinen, Jari X
35	28	10,91	2,5665	26,9657	59,92	154 Gruzmanov, Konstantin
36	33	12,88	2,5621	26,9200	59,82	64 Aho, Jari
37	39	15,23	2,5607	26,9056	59,79	55 Hautala, Risto
38	35	14,21	2,4631	25,8793	57,51	37 Wulff, Harri
39	43	17,50	2,4571	25,8171	57,37	66 Suslov, Dmitri
40	31	12,83	2,4162	25,3871	56,42	7 Reinikainen, Marko
41	35	14,49	2,4155	25,3792	56,40	141 Rönöqvist, Mikael
42	35	14,72	2,3777	24,9826	55,52	146 Rönöberg, Stefan
43	37	16,19	2,2854	24,0122	53,36	102 Kurki-suonio, Mikko
44	31	13,63	2,2744	23,8970	53,10	96 Kinnunen, Petri
45	33	14,60	2,2603	23,7486	52,77	71 Lilius, Mika
46	29	13,18	2,2003	23,1185	51,37	75 Hayes, Damien

PRODUCTION -- Overall Stage Results

Porkka Practical Pistol 2009

Printed syyskuu 20, 2009 at 16:37



Stage 2 -- Moving Penalty

	PTS	TIME	HIT FACTOR	STAGE POINTS	STAGE PERCENT	COMPETITOR # Name
47	41	18,92	2,1670	22,7688	50,60	12 Haapala, Pekka
48	35	16,32	2,1446	22,5333	50,07	86 Gunnell, Rikhard
49	35	16,36	2,1394	22,4783	49,95	8 Mettiäinen, Tapani
50	33	15,88	2,0781	21,8344	48,52	42 Raudaskoski, Janne
51	33	16,13	2,0459	21,4960	47,77	137 Mäkeläinen, Marko M
52	31	15,41	2,0117	21,1367	46,97	43 Lindberg, Niklas A
53	37	18,81	1,9670	20,6676	45,93	2 Juopperi, Jari
54	33	17,20	1,9186	20,1587	44,80	118 Hautamäki, Anne
55	25	13,90	1,7986	18,8974	41,99	136 Hansson, Konsta
56	28	15,60	1,7949	18,8587	41,91	88 Juntunen, Matti
57	39	21,73	1,7948	18,8574	41,91	74 Winquist, Niclas
58	29	16,63	1,7438	18,3224	40,72	138 Otsamo, Antti
59	45	27,60	1,6304	17,1309	38,07	34 Kyllönen, Pauli
60	20	12,94	1,5456	16,2395	36,09	54 Laivuori, Jarkko M
61	21	15,26	1,3761	14,4591	32,13	65 Varila, Veli-matti
62	16	13,59	1,1773	12,3702	27,49	163 Virta, Mika
63	23	19,80	1,1616	12,2051	27,12	89 Vuorela, Marjo
64	9	17,94	0,5017	5,2711	11,71	80 Bergroth, Julia
65	5	12,01	0,4163	4,3743	9,72	18 Nurmi, Aarne
66	5	12,19	0,4102	4,3097	9,58	70 Paussu, Jarno
67	1	15,10	0,0662	0,6958	1,55	103 Mikkonen, Timo P
68	0	16,40	0,0000	0,0000	0,00	69 Siitari, Sampo

MODIFIED -- Overall Stage Results

Porkka Practical Pistol 2009

Printed syyskuu 20, 2009 at 16:37




Stage 2 -- Moving Penalty

	PTS	TIME	HIT FACTOR	STAGE POINTS	STAGE PERCENT	COMPETITOR # Name
1	35	11,69	2,9940	45,0000	100,00	1 Pietilä, Tero
2	45	18,09	2,4876	37,3881	83,08	24 Ahonen, Marko J
3	39	16,51	2,3622	35,5039	78,90	11 Honkala, Ari
4	27	13,48	2,0030	30,1046	66,90	26 Salminen, Timo
5	27	16,39	1,6473	24,7596	55,02	160 Kylmäniemi, Jarkko
6	25	17,35	1,4409	21,6571	48,13	48 Dahl, Patric
7	18	13,19	1,3647	20,5110	45,58	107 Appelsiin, Hannu

REVOLVER (STANDARD) -- Overall Stage Results

Porkka Practical Pistol 2009

Printed syyskuu 20, 2009 at 16:37



Stage 2 -- Moving Penalty

	PTS	TIME	HIT FACTOR	STAGE POINTS	STAGE PERCENT	COMPETITOR # Name
1	42	21,71	1,9346	45,0000	100,00	158 Manninen, Lasse
2	32	16,73	1,9127	44,4915	98,87	134 Vilén, Timo J
3	35	20,30	1,7241	40,1047	89,12	82 Kuitunen, Tauno A

OPEN -- Overall Stage Results

Porkka Practical Pistol 2009

Printed syyskuu 20, 2009 at 16:37



Stage 3 --

	PTS	TIME	HIT FACTOR	STAGE POINTS	STAGE PERCENT	COMPETITOR # Name
1	128	21,42	5,9757	140,0000	100,00	92 Kadenius, Jyrki R
2	127	22,36	5,6798	133,0667	95,05	123 Ruohonen, Tony R
3	132	25,53	5,1704	121,1325	86,52	50 Leikos, Jukka
4	112	22,35	5,0112	117,4027	83,86	122 Nikkilä, Reima
5	126	25,59	4,9238	115,3554	82,40	128 Vainio, Pentti
6	134	28,95	4,6287	108,4411	77,46	10 Haaja, Marko
7	124	27,76	4,4669	104,6501	74,75	97 Asikainen, Mikko
8	119	26,89	4,4254	103,6797	74,06	56 Kaartti, Jarmo
9	110	25,36	4,3375	101,6204	72,59	113 Liikanen, Ari
10	85	22,99	3,6973	86,6199	61,87	121 Kosola, Vesa
11	94	31,40	2,9936	70,1351	50,10	109 Ovaskainen, Pentti
12	95	33,23	2,8589	66,9778	47,84	38 Kuokkanen, Ari

STANDARD -- Overall Stage Results

PorkkA Practical Pistol 2009

Printed syyskuu 20, 2009 at 16:37



Stage 3 --

	PTS	TIME	HIT FACTOR	STAGE POINTS	STAGE PERCENT	COMPETITOR # Name
1	127	22,27	5,7027	140,0000	100,00	83 Honkaselkä, Raine
2	131	23,40	5,5983	137,4358	98,17	27 Lappi-seppälä, Mikael
3	122	22,67	5,3816	132,1152	94,37	59 Piironen, Perttu P
4	132	24,87	5,3076	130,2995	93,07	162 Kuisma, Mikko
5	132	24,88	5,3055	130,2471	93,03	124 Massinen, Timo
6	132	25,25	5,2277	128,3385	91,67	127 Teever, Jevgeni
7	123	24,28	5,0659	124,3658	88,83	51 Dahl, Mikael
8	134	26,79	5,0019	122,7938	87,71	78 Rintala, Teemu J
9	130	26,01	4,9981	122,7008	87,64	143 Gavrilov, Igor
10	126	25,49	4,9431	121,3515	86,68	25 Skaffari, Harri
11	129	26,82	4,8098	118,0798	84,34	131 Koski, Mikko
12	112	23,36	4,7945	117,7036	84,07	73 Marjoniemi, Esa
13	120	25,08	4,7847	117,4622	83,90	117 Vainionpää, Atte
14	124	25,92	4,7840	117,4441	83,89	106 Kontulainen, Mika
15	134	28,96	4,6271	113,5928	81,14	105 Lindroos, Jere
16	132	28,97	4,5564	111,8587	79,90	49 Kotilainen, Jorma
17	133	29,60	4,4932	110,3074	78,79	91 Koskinen, Jarno
18	118	26,45	4,4612	109,5219	78,23	17 Martikainen, Timo T
19	120	27,10	4,4280	108,7067	77,65	45 Kivelä, Jani
20	129	29,32	4,3997	108,0116	77,15	61 Sorri, Topi
21	116	26,92	4,3091	105,7858	75,56	53 Vanne, Iiro
22	135	31,76	4,2506	104,3513	74,54	139 Hynninen, Jouni
23	131	30,84	4,2477	104,2801	74,49	101 Kilpiö, Jukka
24	126	30,09	4,1874	102,7999	73,43	81 Puisto, Ilari
25	131	31,43	4,1680	102,3226	73,09	58 Majuri, Jari M
26	127	30,88	4,1127	100,9650	72,12	15 Latopelto, Tuomo
27	114	28,65	3,9791	97,6843	69,77	133 Eronen, Petri
28	128	32,53	3,9348	96,5985	69,00	39 Pasanen, Tony
29	128	32,59	3,9276	96,4207	68,87	151 Suzdaltsev, Viktor
30	131	33,60	3,8988	95,7142	68,37	21 Salakari, Tomi
31	107	27,54	3,8853	95,3815	68,13	44 Kangas, Jukka P
32	131	34,09	3,8428	94,3385	67,38	135 Hokkanen, Juha
33	95	24,78	3,8337	94,1167	67,23	144 Shavrin, Aleksandr
34	121	31,57	3,8328	94,0926	67,21	33 Mäkelä, Kaarlo
35	114	30,34	3,7574	92,2431	65,89	120 Silventoinen, Pertti T
36	137	36,62	3,7411	91,8431	65,60	93 Varjus, Jussi P
37	130	34,75	3,7410	91,8403	65,60	147 Rönöberg, Thomas
38	132	35,30	3,7394	91,8002	65,57	161 Hurmerinta, Antti
39	114	31,20	3,6538	89,7005	64,07	104 Kaskela, Toni
40	111	30,42	3,6489	89,5794	63,99	114 Pulkkinen, Ari
41	112	30,82	3,6340	89,2134	63,72	150 Lazaridi, Igor
42	124	34,94	3,5489	87,1251	62,23	125 Ratia, Antti
43	125	35,37	3,5341	86,7600	61,97	46 Malmberg, Kimmo G
44	104	30,13	3,4517	84,7381	60,53	19 Enberg, Petri
45	108	31,38	3,4417	84,4920	60,35	28 Jussila, Matti
46	131	39,64	3,3047	81,1301	57,95	13 Kivi, Matti

STANDARD -- Overall Stage Results

PorkkA Practical Pistol 2009

Printed syyskuu 20, 2009 at 16:37



Stage 3 --

	PTS	TIME	HIT FACTOR	STAGE POINTS	STAGE PERCENT	COMPETITOR # Name
47	127	38,65	3,2859	80,6675	57,62	9 Sokura, Tapio
48	117	36,16	3,2356	79,4332	56,74	14 Into, Jari T
49	122	39,14	3,1170	76,5215	54,66	126 Kääriä, Mika
50	102	32,93	3,0975	76,0419	54,32	16 Raitanen, Tero
51	119	38,78	3,0686	75,3327	53,81	4 Mattila, Sasu
52	103	35,35	2,9137	71,5307	51,09	35 Laaksonen, Kari
53	96	34,68	2,7682	67,9574	48,54	119 Korhonen, Mikko X
54	72	26,15	2,7533	67,5936	48,28	142 Westersträhle, Niklas K
55	128	48,14	2,6589	65,2752	46,63	32 Hirvonen, Ludwik
56	132	52,09	2,5341	62,2106	44,44	164 Broman, Ville
57	98	39,77	2,4642	60,4944	43,21	67 Iikkola, Jarkko
58	117	47,74	2,4508	60,1656	42,98	40 Laurent, Lars
59	121	50,07	2,4166	59,3270	42,38	159 Junkkala, Henri
60	84	35,91	2,3392	57,4260	41,02	130 Dahlman, Juha
61	135	61,75	2,1862	53,6712	38,34	57 Leppänen, Rolf
62	63	39,67	1,5881	38,9873	27,85	29 Frantti, Pertti

PRODUCTION -- Overall Stage Results

Porkka Practical Pistol 2009

Printed syyskuu 20, 2009 at 16:37



Stage 3 --

	PTS	TIME	HIT FACTOR	STAGE POINTS	STAGE PERCENT	COMPETITOR # Name
1	132	24,51	5,3856	140,0000	100,00	116 Hautamäki, Sami
2	130	24,40	5,3279	138,5004	98,93	108 Savinko, Jyrki
3	128	24,03	5,3267	138,4693	98,91	157 Kaunisto, Vesa
4	134	25,41	5,2735	137,0874	97,92	87 Toikkanen, Janne
5	130	24,75	5,2525	136,5418	97,53	145 Jemeljanov, Dmitri
6	130	25,95	5,0096	130,2277	93,02	153 Kiselev, Kirill
7	130	26,74	4,8616	126,3803	90,27	22 Nurmi, Seppo T
8	124	25,57	4,8494	126,0632	90,05	84 Kinnunen, Markus K
9	114	23,64	4,8223	125,3588	89,54	100 Nousiainen, Lauri
10	124	26,09	4,7528	123,5507	88,25	20 Hakanen, Jere
11	136	29,04	4,6832	121,7418	86,96	54 Laivuori, Jarkko M
12	124	26,75	4,6355	120,5023	86,07	85 Annala, Jussi
13	105	22,76	4,6134	119,9263	85,66	90 Hirvikallio, Risto
14	126	27,63	4,5603	118,5461	84,68	31 Hakkarainen, Mikael
15	103	22,72	4,5335	117,8491	84,18	79 Väistö, Ville
16	117	25,81	4,5331	117,8407	84,17	68 Mäkinen, Mika (nosa) 2
17	114	25,19	4,5256	117,6452	84,03	111 Tolvanen, Timo
18	122	27,08	4,5052	117,1139	83,65	155 Hatsatrjan, Ashot
19	126	28,84	4,3689	113,5724	81,12	152 Boyarkin, Vladimir
20	114	26,12	4,3645	113,4564	81,04	63 Puurunen, Sakari J
21	126	28,87	4,3644	113,4544	81,04	99 Laakso, Valtteri
22	114	26,33	4,3297	112,5515	80,39	148 Rönöberg, Peter
23	132	30,58	4,3165	112,2106	80,15	72 Heiskanen, Henri
24	130	30,24	4,2989	111,7530	79,82	74 Winquist, Niclas
25	109	25,78	4,2281	109,9110	78,51	70 Paussu, Jarno
26	126	29,93	4,2098	109,4363	78,17	112 Talvisto, Markku
27	128	30,68	4,1721	108,4556	77,47	55 Hautala, Risto
28	132	31,66	4,1693	108,3828	77,42	103 Mikkonen, Timo P
29	118	28,35	4,1623	108,1998	77,29	60 Immonen, Juha
30	122	29,34	4,1581	108,0929	77,21	141 Rönöqvist, Mikael
31	124	30,39	4,0803	106,0690	75,76	64 Aho, Jari
32	105	26,46	3,9683	103,1566	73,68	5 Wright, Mika
33	111	28,57	3,8852	100,9974	72,14	96 Kinnunen, Petri
34	93	24,46	3,8021	98,8380	70,60	62 Hemminki, Jarkko
35	130	34,36	3,7835	98,3530	70,25	23 He, Weixiang
36	97	26,01	3,7293	96,9458	69,25	149 Jemets, Roman
37	124	33,40	3,7126	96,5101	68,94	71 Lilius, Mika
38	128	34,49	3,7112	96,4749	68,91	102 Kurki-suonio, Mikko
39	116	31,46	3,6872	95,8510	68,47	110 Wahlroos, Mikael
40	118	32,38	3,6442	94,7333	67,67	138 Otsamo, Antti
41	134	37,12	3,6099	93,8414	67,03	86 Gunnell, Rikhard
42	112	31,13	3,5978	93,5269	66,80	8 Mettiäinen, Tapani
43	103	29,12	3,5371	91,9482	65,68	69 Siitari, Sampo
44	108	30,59	3,5306	91,7787	65,56	132 Koski, Kaisa
45	114	33,37	3,4162	88,8068	63,43	163 Virta, Mika
46	103	31,00	3,3226	86,3720	61,69	7 Reinikainen, Marko

PRODUCTION -- Overall Stage Results

Porkka Practical Pistol 2009

Printed syyskuu 20, 2009 at 16:37



Stage 3 --

	PTS	TIME	HIT FACTOR	STAGE POINTS	STAGE PERCENT	COMPETITOR # Name
47	91	27,49	3,3103	86,0526	61,47	154 Gruzmanov, Konstantin
48	130	39,58	3,2845	85,3817	60,99	146 Rönnerberg, Stefan
49	107	33,36	3,2074	83,3787	59,56	129 Parviainen, Timo
50	124	39,01	3,1787	82,6310	59,02	88 Juntunen, Matti
51	122	38,57	3,1631	82,2257	58,73	43 Lindberg, Niklas A
52	134	42,94	3,1206	81,1223	57,94	66 Suslov, Dmitri
53	97	31,78	3,0522	79,3442	56,67	18 Nurmi, Aarne
54	116	38,17	3,0390	79,0011	56,43	3 Ylönen, Sami
55	93	31,58	2,9449	76,5541	54,68	136 Hansson, Konsta
56	117	39,86	2,9353	76,3038	54,50	12 Haapala, Pekka
57	120	41,10	2,9197	75,8991	54,21	77 Lokkila, Heidi T
58	113	39,83	2,8371	73,7506	52,68	30 Heikkinen, Jari X
59	108	39,19	2,7558	71,6384	51,17	2 Juopperi, Jari
60	79	29,03	2,7213	70,7420	50,53	137 Mäkeläinen, Marko M
61	72	27,65	2,6040	67,6916	48,35	42 Raudaskoski, Janne
62	124	50,96	2,4333	63,2542	45,18	80 Bergroth, Julia
63	112	47,88	2,3392	60,8081	43,43	118 Hautamäki, Anne
64	132	57,18	2,3085	60,0105	42,86	34 Kyllönen, Pauli
65	61	31,48	1,9377	50,3724	35,98	65 Varila, Veli-matti
66	49	26,95	1,8182	47,2645	33,76	75 Hayes, Damien
67	45	26,74	1,6829	43,7470	31,25	37 Wulff, Harri
68	43	40,76	1,0550	27,4241	19,59	89 Vuorela, Marjo

MODIFIED -- Overall Stage Results

Porkka Practical Pistol 2009

Printed syyskuu 20, 2009 at 16:37




Stage 3 --

	PTS	TIME	HIT FACTOR	STAGE POINTS	STAGE PERCENT	COMPETITOR # Name
1	118	28,68	4,1144	140,0000	100,00	107 Appelsiin, Hannu
2	116	31,74	3,6547	124,3587	88,83	26 Salminen, Timo
3	134	36,91	3,6305	123,5338	88,24	24 Ahonen, Marko J
4	116	32,76	3,5409	120,4867	86,06	1 Pietilä, Tero
5	127	39,17	3,2423	110,3253	78,80	48 Dahl, Patric
6	105	33,07	3,1751	108,0389	77,17	11 Honkala, Ari
7	57	43,21	1,3191	44,8865	32,06	160 Kylmäniemi, Jarkko

REVOLVER (STANDARD) -- Overall Stage Results

Porkka Practical Pistol 2009

Printed syyskuu 20, 2009 at 16:37



Stage 3 --

	PTS	TIME	HIT FACTOR	STAGE POINTS	STAGE PERCENT	COMPETITOR # Name
1	134	32,92	4,0705	140,0000	100,00	134 Vilén, Timo J
2	120	37,99	3,1587	108,6413	77,60	82 Kuitunen, Tauno A
3	123	39,47	3,1163	107,1818	76,56	158 Manninen, Lasse

OPEN -- Overall Stage Results

Porkka Practical Pistol 2009

Printed syyskuu 20, 2009 at 16:37



Stage 4 -- Human Jojo

	PTS	TIME	HIT FACTOR	STAGE POINTS	STAGE PERCENT	COMPETITOR # Name
1	66	12,01	5,4954	70,0000	100,00	123 Ruohonen, Tony R
2	64	12,53	5,1077	65,0618	92,95	122 Nikkilä, Reima
3	66	13,22	4,9924	63,5930	90,85	121 Kosola, Vesa
4	65	13,58	4,7865	60,9692	87,10	97 Asikainen, Mikko
5	63	13,38	4,7085	59,9766	85,68	92 Kadenius, Jyrki R
6	66	14,41	4,5802	58,3414	83,34	50 Leikos, Jukka
7	62	15,49	4,0026	50,9844	72,83	128 Vainio, Pentti
8	68	20,20	3,3663	42,8800	61,26	10 Haaja, Marko
9	62	19,03	3,2580	41,5002	59,29	109 Ovaskainen, Pentti
10	56	17,38	3,2221	41,0426	58,63	56 Kaartti, Jarmo
11	68	21,61	3,1467	40,0822	57,26	113 Liikanen, Ari
12	60	26,23	2,2875	29,1374	41,62	38 Kuokkanen, Ari

STANDARD -- Overall Stage Results

PorkkA Practical Pistol 2009

Printed syyskuu 20, 2009 at 16:37



Stage 4 -- Human Jojo

	PTS	TIME	HIT FACTOR	STAGE POINTS	STAGE PERCENT	COMPETITOR # Name
1	68	14,41	4,7189	70,0000	100,00	143 Gavrilov, Igor
2	64	15,60	4,1026	60,8567	86,94	144 Shavrin, Aleksandr
3	64	16,10	3,9752	58,9668	84,24	83 Honkaselkä, Raine
4	61	15,62	3,9052	57,9298	82,76	81 Puisto, Ilari
5	63	17,22	3,6585	54,2701	77,53	73 Marjoniemi, Esa
6	60	16,43	3,6519	54,1710	77,39	106 Kontulainen, Mika
7	63	17,38	3,6249	53,7705	76,81	127 Teever, Jevgeni
8	66	18,21	3,6244	53,7635	76,80	117 Vainionpää, Atte
9	64	18,18	3,5204	52,2203	74,60	44 Kangas, Jukka P
10	62	18,05	3,4349	50,9527	72,79	59 Piironen, Perttu P
11	64	18,99	3,3702	49,9929	71,42	21 Salakari, Tomi
12	66	19,81	3,3317	49,4211	70,60	78 Rintala, Teemu J
13	61	18,31	3,3315	49,4191	70,60	61 Sorri, Topi
14	65	19,59	3,3180	49,2189	70,31	124 Massinen, Timo
15	60	18,54	3,2362	48,0059	68,58	161 Hurmerinta, Antti
16	66	20,57	3,2086	47,5952	67,99	131 Koski, Mikko
17	56	17,60	3,1818	47,1985	67,43	45 Kivelä, Jani
18	58	18,35	3,1608	46,8862	66,98	162 Kuisma, Mikko
19	68	21,61	3,1467	46,6775	66,68	27 Lappi-seppälä, Mikael
20	65	21,09	3,0820	45,7183	65,31	101 Kilpiö, Jukka
21	58	19,33	3,0005	44,5091	63,58	17 Martikainen, Timo T
22	60	21,03	2,8531	42,3219	60,46	150 Lazaridi, Igor
23	66	23,89	2,7627	40,9808	58,54	151 Suzdaltsev, Viktor
24	59	21,60	2,7315	40,5183	57,88	58 Majuri, Jari M
25	63	23,55	2,6752	39,6828	56,69	105 Lindroos, Jere
26	47	17,90	2,6257	38,9491	55,64	14 Into, Jari T
27	64	24,89	2,5713	38,1424	54,49	9 Sokura, Tapio
28	63	25,17	2,5030	37,1288	53,04	28 Jussila, Matti
29	52	21,11	2,4633	36,5400	52,20	126 Kääriä, Mika
30	56	22,83	2,4529	36,3861	51,98	40 Laurent, Lars
31	38	15,62	2,4328	36,0874	51,55	51 Dahl, Mikael
32	61	25,22	2,4187	35,8788	51,26	147 Rönnerberg, Thomas
33	53	22,23	2,3842	35,3663	50,52	135 Hokkanen, Juha
34	44	19,87	2,2144	32,8479	46,93	15 Latopelto, Tuomo
35	47	21,65	2,1709	32,2028	46,00	49 Kotilainen, Jorma
36	55	27,28	2,0161	29,9069	42,72	130 Dahlman, Juha
37	47	23,38	2,0103	29,8199	42,60	139 Hynninen, Jouni
38	54	27,31	1,9773	29,3309	41,90	35 Laaksonen, Kari
39	60	30,80	1,9481	28,8971	41,28	164 Broman, Ville
40	65	33,64	1,9322	28,6623	40,95	13 Kivi, Matti
41	49	25,45	1,9253	28,5602	40,80	142 Westersträhle, Niklas K
42	45	23,40	1,9231	28,5266	40,75	33 Mäkelä, Kaarlo
43	52	27,58	1,8854	27,9681	39,95	91 Koskinen, Jarno
44	60	32,05	1,8721	27,7700	39,67	93 Varjus, Jussi P
45	47	25,32	1,8562	27,5351	39,34	133 Eronen, Petri
46	45	24,91	1,8065	26,7974	38,28	25 Skaffari, Harri

STANDARD -- Overall Stage Results

Porkka Practical Pistol 2009

Printed syyskuu 20, 2009 at 16:37



Stage 4 -- Human Jojo

	PTS	TIME	HIT FACTOR	STAGE POINTS	STAGE PERCENT	COMPETITOR # Name
47	49	27,28	1,7962	26,6443	38,06	32 Hirvonen, Ludwik
48	46	27,77	1,6565	24,5717	35,10	4 Mattila, Sasu
49	36	22,93	1,5700	23,2890	33,27	119 Korhonen, Mikko X
50	33	22,00	1,5000	22,2507	31,79	125 Ratia, Antti
51	30	22,23	1,3495	20,0187	28,60	19 Enberg, Petri
52	31	25,15	1,2326	18,2842	26,12	16 Raitanen, Tero
53	25	20,73	1,2060	17,8893	25,56	104 Kaskela, Toni
54	24	20,70	1,1594	17,1986	24,57	39 Pasanen, Tony
55	26	23,88	1,0888	16,1507	23,07	114 Pulkkinen, Ari
56	60	56,62	1,0597	15,7193	22,46	53 Vanne, Iiro
57	36	34,40	1,0465	15,5238	22,18	159 Junkkala, Henri
58	18	18,88	0,9534	14,1424	20,20	120 Silventoinen, Pertti T
59	30	46,62	0,6435	9,5456	13,64	57 Leppänen, Rolf
60	3	21,89	0,1370	2,0330	2,90	67 Iikkola, Jarkko
61	0	45,23	0,0000	0,0000	0,00	46 Malmborg, Kimmo G
62	0	26,40	0,0000	0,0000	0,00	29 Frantti, Pertti

PRODUCTION -- Overall Stage Results

Porkka Practical Pistol 2009

Printed syyskuu 20, 2009 at 16:37



Stage 4 -- Human Jojo

	PTS	TIME	HIT FACTOR	STAGE POINTS	STAGE PERCENT	COMPETITOR # Name
1	68	13,39	5,0784	70,0000	100,00	100 Nousiainen, Lauri
2	68	14,84	4,5822	63,1604	90,23	157 Kaunisto, Vesa
3	64	16,09	3,9776	54,8269	78,32	87 Toikkanen, Janne
4	62	15,98	3,8798	53,4792	76,40	90 Hirvikallio, Risto
5	54	14,45	3,7370	51,5105	73,59	148 Rönnerberg, Peter
6	62	17,03	3,6406	50,1819	71,69	152 Boyarkin, Vladimir
7	62	17,07	3,6321	50,0643	71,52	84 Kinnunen, Markus K
8	64	17,93	3,5694	49,2005	70,29	85 Annala, Jussi
9	64	18,00	3,5556	49,0091	70,01	96 Kinnunen, Petri
10	64	18,13	3,5301	48,6577	69,51	22 Nurmi, Seppo T
11	64	18,32	3,4934	48,1531	68,79	116 Hautamäki, Sami
12	66	18,97	3,4792	47,9564	68,51	145 Jemeljanov, Dmitri
13	58	17,66	3,2843	45,2696	64,67	68 Mäkinen, Mika (nosa) 2
14	58	17,82	3,2548	44,8632	64,09	108 Savinko, Jyrki
15	52	16,41	3,1688	43,6782	62,40	5 Wright, Mika
16	62	19,83	3,1266	43,0962	61,57	55 Hautala, Risto
17	64	20,58	3,1098	42,8651	61,24	60 Immonen, Juha
18	64	20,81	3,0754	42,3914	60,56	155 Hatsatryan, Ashot
19	64	21,08	3,0361	41,8484	59,78	74 Winquist, Niclas
20	60	19,92	3,0120	41,5175	59,31	54 Laivuori, Jarkko M
21	60	20,10	2,9851	41,1457	58,78	20 Hakanen, Jere
22	54	18,38	2,9380	40,4965	57,85	137 Mäkeläinen, Marko M
23	66	22,79	2,8960	39,9180	57,03	65 Varila, Veli-matti
24	64	22,10	2,8959	39,9170	57,02	102 Kurki-suonio, Mikko
25	62	21,55	2,8770	39,6565	56,65	112 Talvisto, Markku
26	49	17,09	2,8672	39,5206	56,46	153 Kiselev, Kirill
27	49	17,30	2,8324	39,0409	55,77	154 Gruzmanov, Konstantin
28	64	22,82	2,8046	38,6575	55,23	146 Rönnerberg, Stefan
29	47	16,80	2,7976	38,5619	55,09	79 Väistö, Ville
30	62	22,39	2,7691	38,1687	54,53	132 Koski, Kaisa
31	60	21,90	2,7397	37,7639	53,95	23 He, Weixiang
32	51	19,06	2,6758	36,8822	52,69	69 Siitari, Sampo
33	52	19,52	2,6639	36,7192	52,46	110 Wahlroos, Mikael
34	60	22,95	2,6144	36,0361	51,48	72 Heiskanen, Henri
35	56	22,14	2,5294	34,8642	49,81	129 Parviainen, Timo
36	43	17,08	2,5176	34,7017	49,57	149 Jemets, Roman
37	70	28,21	2,4814	34,2030	48,86	86 Gunnell, Rikhard
38	60	24,22	2,4773	34,1465	48,78	43 Lindberg, Niklas A
39	56	22,62	2,4757	34,1244	48,75	18 Nurmi, Aarne
40	54	21,93	2,4624	33,9410	48,49	103 Mikkonen, Timo P
41	56	22,77	2,4594	33,8996	48,43	88 Juntunen, Matti
42	62	25,53	2,4285	33,4742	47,82	71 Lilius, Mika
43	55	22,77	2,4155	33,2943	47,56	75 Hayes, Damien
44	54	22,69	2,3799	32,8042	46,86	163 Virta, Mika
45	56	23,85	2,3480	32,3645	46,24	37 Wulff, Harri
46	58	26,53	2,1862	30,1343	43,05	42 Raudaskoski, Janne

PRODUCTION -- Overall Stage Results

Porkka Practical Pistol 2009

Printed syyskuu 20, 2009 at 16:37



Stage 4 -- Human Jojo

	PTS	TIME	HIT FACTOR	STAGE POINTS	STAGE PERCENT	COMPETITOR # Name
47	62	28,46	2,1785	30,0280	42,90	99 Laakso, Valtteri
48	37	17,07	2,1675	29,8771	42,68	111 Tolvanen, Timo
49	64	30,52	2,0970	28,9045	41,29	141 Rönqvist, Mikael
50	32	15,43	2,0739	28,5860	40,84	70 Paussu, Jarno
51	48	24,28	1,9769	27,2497	38,93	138 Otsamo, Antti
52	29	16,25	1,7846	24,5988	35,14	31 Hakkarainen, Mikael
53	52	29,54	1,7603	24,2640	34,66	118 Hautamäki, Anne
54	37	21,94	1,6864	23,2453	33,21	63 Puurunen, Sakari J
55	43	25,87	1,6622	22,9109	32,73	66 Suslov, Dmitri
56	39	24,23	1,6096	22,1861	31,69	3 Ylönen, Sami
57	31	21,15	1,4657	20,2032	28,86	136 Hansson, Konsta
58	39	26,77	1,4569	20,0810	28,69	77 Lokkila, Heidi T
59	24	16,90	1,4201	19,5747	27,96	64 Aho, Jari
60	45	32,08	1,4027	19,3352	27,62	80 Bergroth, Julia
61	34	26,71	1,2729	17,5459	25,07	2 Juopperi, Jari
62	37	29,55	1,2521	17,2589	24,66	89 Vuorela, Marjo
63	37	34,07	1,0860	14,9692	21,38	30 Heikkinen, Jari X
64	66	61,11	1,0800	14,8868	21,27	34 Kyllönen, Pauli
65	39	41,17	0,9473	13,0573	18,65	12 Haapala, Pekka
66	15	22,64	0,6625	9,1324	13,05	8 Mettiäinen, Tapani
67	11	17,52	0,6279	8,6542	12,36	62 Hemminki, Jarkko
68	0	23,84	0,0000	0,0000	0,00	7 Reinikainen, Marko

MODIFIED -- Overall Stage Results

Porkka Practical Pistol 2009

Printed syyskuu 20, 2009 at 16:37




Stage 4 -- Human Jojo

	PTS	TIME	HIT FACTOR	STAGE POINTS	STAGE PERCENT	COMPETITOR # Name
1	66	17,35	3,8040	70,0000	100,00	107 Appelsiin, Hannu
2	67	20,31	3,2989	60,7042	86,72	48 Dahl, Patric
3	60	18,24	3,2895	60,5313	86,47	1 Pietilä, Tero
4	60	18,36	3,2680	60,1357	85,91	26 Salminen, Timo
5	54	22,39	2,4118	44,3806	63,40	11 Honkala, Ari
6	24	22,63	1,0605	19,5155	27,88	24 Ahonen, Marko J
7	28	32,22	0,8690	15,9914	22,84	160 Kylmäniemi, Jarkko

REVOLVER (STANDARD) -- Overall Stage Results

Porkka Practical Pistol 2009

Printed syyskuu 20, 2009 at 16:37



Stage 4 -- Human Jojo

	PTS	TIME	HIT FACTOR	STAGE POINTS	STAGE PERCENT	COMPETITOR # Name
1	64	18,22	3,5126	70,0000	100,00	134 Vilén, Timo J
2	52	22,12	2,3508	46,8473	66,92	82 Kuitunen, Tauno A
3	46	34,59	1,3299	26,5017	37,86	158 Manninen, Lasse

OPEN -- Overall Stage Results

Porkka Practical Pistol 2009

Printed syyskuu 20, 2009 at 16:37



Stage 5 --

	PTS	TIME	HIT FACTOR	STAGE POINTS	STAGE PERCENT	COMPETITOR # Name
1	79	7,25	10,8966	80,0000	100,00	123 Ruohonen, Tony R
2	78	7,87	9,9111	72,7647	90,96	92 Kadenius, Jyrki R
3	75	8,71	8,6108	63,2185	79,02	122 Nikkilä, Reima
4	75	8,80	8,5227	62,5719	78,21	128 Vainio, Pentti
5	77	9,60	8,0208	58,8871	73,61	109 Ovaskainen, Pentti
6	66	8,29	7,9614	58,4508	73,06	97 Asikainen, Mikko
7	75	10,38	7,2254	53,0475	66,31	10 Haaja, Marko
8	60	8,87	6,7644	49,6625	62,08	121 Kosola, Vesa
9	76	11,50	6,6087	48,5195	60,65	56 Kaarti, Jarmo
10	76	11,87	6,4027	47,0071	58,76	113 Liikanen, Ari
11	51	10,31	4,9467	36,3172	45,40	38 Kuokkanen, Ari
12	44	9,93	4,4310	32,5315	40,66	50 Leikos, Jukka

STANDARD -- Overall Stage Results

PorkkA Practical Pistol 2009

Printed syyskuu 20, 2009 at 16:37



Stage 5 --

	PTS	TIME	HIT FACTOR	STAGE POINTS	STAGE PERCENT	COMPETITOR # Name
1	73	8,41	8,6801	80,0000	100,00	143 Gavrilov, Igor
2	76	8,77	8,6659	79,8688	99,84	83 Honkaselkä, Raine
3	77	9,90	7,7778	71,6834	89,60	73 Marjoniemi, Esa
4	70	9,38	7,4627	68,7794	85,97	78 Rintala, Teemu J
5	77	10,34	7,4468	68,6330	85,79	117 Vainionpää, Atte
6	74	9,97	7,4223	68,4069	85,51	144 Shavrin, Aleksandr
7	77	10,46	7,3614	67,8457	84,81	162 Kuisma, Mikko
8	74	10,38	7,1291	65,7049	82,13	45 Kivelä, Jani
9	76	10,76	7,0632	65,0975	81,37	44 Kangas, Jukka P
10	72	10,42	6,9098	63,6836	79,60	59 Piironen, Perttu P
11	68	9,92	6,8548	63,1772	78,97	51 Dahl, Mikael
12	66	9,66	6,8323	62,9695	78,71	17 Martikainen, Timo T
13	74	11,20	6,6071	60,8943	76,12	25 Skaffari, Harri
14	75	11,49	6,5274	60,1595	75,20	81 Puisto, Ilari
15	75	11,81	6,3506	58,5295	73,16	125 Ratia, Antti
16	74	11,66	6,3465	58,4920	73,11	151 Suzdaltsev, Viktor
17	64	10,18	6,2868	57,9422	72,43	131 Koski, Mikko
18	77	12,60	6,1111	56,3227	70,40	13 Kivi, Matti
19	63	10,59	5,9490	54,8287	68,54	124 Massinen, Timo
20	78	13,47	5,7906	53,3691	66,71	40 Laurent, Lars
21	75	12,97	5,7826	53,2948	66,62	61 Sorri, Topi
22	72	12,46	5,7785	53,2571	66,57	106 Kontulainen, Mika
23	78	13,74	5,6769	52,3204	65,40	39 Pasanen, Tony
24	60	10,79	5,5607	51,2499	64,06	27 Lappi-seppälä, Mikael
25	76	14,01	5,4247	49,9964	62,50	150 Lazaridi, Igor
26	66	12,20	5,4098	49,8594	62,32	91 Koskinen, Jarno
27	50	9,25	5,4054	49,8186	62,27	127 Teever, Jevgeni
28	79	14,69	5,3778	49,5642	61,96	21 Salakari, Tomi
29	65	12,30	5,2846	48,7048	60,88	147 Rönneberg, Thomas
30	77	14,69	5,2417	48,3094	60,39	135 Hokkanen, Juha
31	70	13,48	5,1929	47,8598	59,82	161 Hurmerinta, Antti
32	78	15,99	4,8780	44,9582	56,20	164 Broman, Ville
33	53	10,88	4,8713	44,8963	56,12	53 Vanne, Iiro
34	66	13,71	4,8140	44,3680	55,46	14 Into, Jari T
35	63	13,82	4,5586	42,0142	52,52	119 Korhonen, Mikko X
36	47	10,44	4,5019	41,4916	51,86	114 Pulkkinen, Ari
37	63	14,19	4,4397	40,9187	51,15	15 Latopelto, Tuomo
38	59	13,30	4,4361	40,8850	51,11	130 Dahlman, Juha
39	53	12,00	4,4167	40,7059	50,88	120 Silventoinen, Pertti T
40	80	18,55	4,3127	39,7474	49,68	9 Sokura, Tapio
41	70	17,12	4,0888	37,6840	47,11	28 Jussila, Matti
42	53	12,97	4,0864	37,6616	47,08	33 Mäkelä, Kaarlo
43	65	16,16	4,0223	37,0711	46,34	58 Majuri, Jari M
44	77	19,92	3,8655	35,6258	44,53	49 Kotilainen, Jorma
45	55	15,05	3,6545	33,6813	42,10	29 Frantti, Pertti
46	58	16,20	3,5802	32,9971	41,25	35 Laaksonen, Kari

STANDARD -- Overall Stage Results

Porkka Practical Pistol 2009

Printed syyskuu 20, 2009 at 16:37



Stage 5 --

	PTS	TIME	HIT FACTOR	STAGE POINTS	STAGE PERCENT	COMPETITOR # Name
47	68	19,30	3,5233	32,4724	40,59	159 Junkkala, Henri
48	58	17,10	3,3918	31,2604	39,08	4 Mattila, Sasu
49	54	16,05	3,3645	31,0086	38,76	93 Varjus, Jussi P
50	72	21,73	3,3134	30,5377	38,17	57 Leppänen, Rolf
51	49	15,17	3,2301	29,7696	37,21	16 Raitanen, Tero
52	38	12,20	3,1148	28,7069	35,88	142 Westersträhle, Niklas K
53	44	14,56	3,0220	27,8519	34,81	126 Kääriä, Mika
54	53	18,23	2,9073	26,7949	33,49	32 Hirvonen, Ludwik
55	36	13,58	2,6510	24,4324	30,54	104 Kaskela, Toni
56	50	20,55	2,4331	22,4244	28,03	105 Lindroos, Jere
57	27	11,49	2,3499	21,6574	27,07	139 Hynninen, Jouni
58	39	17,45	2,2350	20,5983	25,75	67 Iikkola, Jarkko
59	64	30,63	2,0895	19,2573	24,07	133 Eronen, Petri
60	75	38,00	1,9737	18,1903	22,74	101 Kilpiö, Jukka
61	22	11,30	1,9469	17,9435	22,43	19 Enberg, Petri
62	48	27,00	1,7778	16,3848	20,48	46 Malmborg, Kimmo G

PRODUCTION -- Overall Stage Results

Porkka Practical Pistol 2009

Printed syyskuu 20, 2009 at 16:37



Stage 5 --

	PTS	TIME	HIT FACTOR	STAGE POINTS	STAGE PERCENT	COMPETITOR # Name
1	74	8,79	8,4187	80,0000	100,00	79 Väistö, Ville
2	74	9,26	7,9914	75,9395	94,92	84 Kinnunen, Markus K
3	76	9,84	7,7236	73,3949	91,74	152 Boyarkin, Vladimir
4	62	8,05	7,7019	73,1885	91,49	100 Nousiainen, Lauri
5	72	9,70	7,4227	70,5355	88,17	90 Hirvikallio, Risto
6	66	8,96	7,3661	69,9976	87,50	157 Kaunisto, Vesa
7	60	8,82	6,8027	64,6442	80,81	145 Jemeljanov, Dmitri
8	68	10,10	6,7327	63,9786	79,97	108 Savinko, Jyrki
9	78	11,69	6,6724	63,4055	79,26	110 Wahlroos, Mikael
10	78	12,00	6,5000	61,7676	77,21	68 Mäkinen, Mika (nosa) 2
11	74	11,45	6,4629	61,4148	76,77	99 Laakso, Valtteri
12	58	9,06	6,4018	60,8341	76,04	148 Rönningberg, Peter
13	74	11,60	6,3793	60,6207	75,78	141 Rönningqvist, Mikael
14	68	10,71	6,3492	60,3346	75,42	5 Wright, Mika
15	54	8,65	6,2428	59,3232	74,15	62 Hemminki, Jarkko
16	76	12,23	6,2142	59,0520	73,81	20 Hakanen, Jere
17	74	12,13	6,1006	57,9720	72,46	63 Puurunen, Sakari J
18	72	12,00	6,0000	57,0162	71,27	85 Annala, Jussi
19	74	12,35	5,9919	56,9393	71,17	74 Winquist, Niclas
20	74	12,56	5,8917	55,9873	69,98	64 Aho, Jari
21	70	12,12	5,7756	54,8836	68,60	137 Mäkeläinen, Marko M
22	51	8,95	5,6983	54,1495	67,69	111 Tolvanen, Timo
23	66	11,63	5,6750	53,9276	67,41	22 Nurmi, Seppo T
24	76	13,46	5,6464	53,6557	67,07	112 Talvisto, Markku
25	70	12,41	5,6406	53,6011	67,00	129 Parviainen, Timo
26	57	10,14	5,6213	53,4176	66,77	154 Gruzmanov, Konstantin
27	62	11,03	5,6210	53,4150	66,77	116 Hautamäki, Sami
28	72	12,84	5,6075	53,2862	66,61	155 Hatsatrjan, Ashot
29	60	10,70	5,6075	53,2862	66,61	31 Hakkarainen, Mikael
30	55	9,92	5,5444	52,6864	65,86	153 Kiselev, Kirill
31	76	14,02	5,4208	51,5125	64,39	43 Lindberg, Niklas A
32	62	12,20	5,0820	48,2924	60,37	75 Hayes, Damien
33	62	12,22	5,0736	48,2134	60,27	146 Rönningberg, Stefan
34	72	14,41	4,9965	47,4805	59,35	102 Kurki-suonio, Mikko
35	70	14,03	4,9893	47,4119	59,26	88 Juntunen, Matti
36	72	14,50	4,9655	47,1858	58,98	23 He, Weixiang
37	57	11,66	4,8885	46,4540	58,07	7 Reinikainen, Marko
38	74	15,20	4,8684	46,2632	57,83	8 Mettiäinen, Tapani
39	60	12,34	4,8622	46,2044	57,76	96 Kinnunen, Petri
40	76	15,82	4,8040	45,6514	57,06	65 Varila, Veli-matti
41	63	13,41	4,6980	44,6436	55,80	37 Wulff, Harri
42	72	15,36	4,6875	44,5439	55,68	71 Lilius, Mika
43	49	10,50	4,6667	44,3459	55,43	149 Jemets, Roman
44	53	11,38	4,6573	44,2569	55,32	87 Toikkanen, Janne
45	68	16,17	4,2053	39,9619	49,95	138 Otsamo, Antti
46	49	11,70	4,1880	39,7976	49,75	69 Siitari, Sampo

PRODUCTION -- Overall Stage Results

Porkka Practical Pistol 2009

Printed syyskuu 20, 2009 at 16:37



Stage 5 --

	PTS	TIME	HIT FACTOR	STAGE POINTS	STAGE PERCENT	COMPETITOR # Name
47	47	11,37	4,1337	39,2812	49,10	60 Immonen, Juha
48	72	18,37	3,9194	37,2452	46,56	89 Vuorela, Marjo
49	51	13,54	3,7666	35,7930	44,74	103 Mikkonen, Timo P
50	47	12,82	3,6661	34,8383	43,55	132 Koski, Kaisa
51	47	13,05	3,6015	34,2243	42,78	55 Hautala, Risto
52	66	18,35	3,5967	34,1787	42,72	3 Ylönen, Sami
53	57	15,98	3,5670	33,8957	42,37	66 Suslov, Dmitri
54	59	17,24	3,4223	32,5209	40,65	77 Lokkila, Heidi T
55	41	12,56	3,2643	31,0200	38,77	72 Heiskanen, Henri
56	43	13,18	3,2625	31,0027	38,75	54 Laivuori, Jarkko M
57	49	15,23	3,2173	30,5734	38,22	136 Hansson, Konsta
58	45	14,36	3,1337	29,7787	37,22	2 Juopperi, Jari
59	78	25,81	3,0221	28,7180	35,90	86 Gunnell, Rikhard
60	43	14,51	2,9635	28,1610	35,20	12 Haapala, Pekka
61	74	26,77	2,7643	26,2682	32,84	34 Kyllönen, Pauli
62	45	18,28	2,4617	23,3929	29,24	118 Hautamäki, Anne
63	30	16,57	1,8105	17,2047	21,51	30 Heikkinen, Jari X
64	16	9,75	1,6410	15,5942	19,49	70 Paussu, Jarno
65	22	13,50	1,6296	15,4859	19,36	18 Nurmi, Aarne
66	16	12,58	1,2719	12,0861	15,11	163 Virta, Mika
67	18	19,90	0,9045	8,5954	10,74	80 Bergroth, Julia
68	9	14,75	0,6102	5,7983	7,25	42 Raudaskoski, Janne

MODIFIED -- Overall Stage Results

Porkka Practical Pistol 2009

Printed syyskuu 20, 2009 at 16:37




Stage 5 --

	PTS	TIME	HIT FACTOR	STAGE POINTS	STAGE PERCENT	COMPETITOR # Name
1	77	9,98	7,7154	80,0000	100,00	48 Dahl, Patric
2	78	12,98	6,0092	62,3088	77,89	107 Appelsiin, Hannu
3	74	13,51	5,4774	56,7945	70,99	1 Pietilä, Tero
4	72	13,18	5,4628	56,6431	70,80	26 Salminen, Timo
5	77	24,10	3,1950	33,1286	41,41	11 Honkala, Ari
6	26	12,89	2,0171	20,9146	26,14	24 Ahonen, Marko J
7	0	11,49	0,0000	0,0000	0,00	160 Kylmäniemi, Jarkko

REVOLVER (STANDARD) -- Overall Stage Results

Porkka Practical Pistol 2009

Printed syyskuu 20, 2009 at 16:37



Stage 5 --

	PTS	TIME	HIT FACTOR	STAGE POINTS	STAGE PERCENT	COMPETITOR # Name
1	77	15,72	4,8982	80,0000	100,00	82 Kuitunen, Tauno A
2	54	12,97	4,1635	67,9995	85,00	134 Vilén, Timo J
3	45	20,75	2,1687	35,4198	44,27	158 Manninen, Lasse

OPEN -- Overall Stage Results

Porkka Practical Pistol 2009

Printed syyskuu 20, 2009 at 16:37



Stage 6 --

	PTS	TIME	HIT FACTOR	STAGE POINTS	STAGE PERCENT	COMPETITOR # Name
1	70	10,48	6,6794	75,0000	100,00	97 Asikainen, Mikko
2	73	11,41	6,3979	71,8392	95,79	92 Kadenius, Jyrki R
3	70	11,59	6,0397	67,8171	90,42	122 Nikkilä, Reima
4	75	13,05	5,7471	64,5320	86,04	121 Kosola, Vesa
5	58	10,60	5,4717	61,4394	81,92	123 Ruohonen, Tony R
6	68	13,08	5,1988	58,3748	77,83	128 Vainio, Pentti
7	71	13,90	5,1079	57,3546	76,47	50 Leikos, Jukka
8	71	15,44	4,5984	51,6340	68,85	113 Liikanen, Ari
9	64	14,11	4,5358	50,9304	67,91	109 Ovaskainen, Pentti
10	66	15,64	4,2199	47,3840	63,18	10 Haaja, Marko
11	72	18,44	3,9046	43,8426	58,46	56 Kaartti, Jarmo
12	72	25,19	2,8583	32,0944	42,79	38 Kuokkanen, Ari

STANDARD -- Overall Stage Results

PorkkA Practical Pistol 2009

Printed syyskuu 20, 2009 at 16:37




Stage 6 --

	PTS	TIME	HIT FACTOR	STAGE POINTS	STAGE PERCENT	COMPETITOR # Name
1	75	12,85	5,8366	75,0000	100,00	83 Honkaselkä, Raine
2	70	12,61	5,5511	71,3323	95,11	51 Dahl, Mikael
3	71	13,12	5,4116	69,5389	92,72	73 Marjoniemi, Esa
4	73	13,75	5,3091	68,2218	90,96	162 Kuisma, Mikko
5	71	13,61	5,2168	67,0353	89,38	106 Kontulainen, Mika
6	70	13,98	5,0072	64,3419	85,79	25 Skaffari, Harri
7	71	14,29	4,9685	63,8453	85,13	59 Piironen, Perttu P
8	71	14,33	4,9546	63,6671	84,89	143 Gavrilov, Igor
9	71	15,37	4,6194	59,3591	79,15	117 Vainionpää, Atte
10	72	16,05	4,4860	57,6449	76,86	127 Teever, Jevgeni
11	71	15,94	4,4542	57,2365	76,32	21 Salakari, Tomi
12	63	14,43	4,3659	56,1019	74,80	150 Lazaridi, Igor
13	71	16,34	4,3452	55,8354	74,45	81 Puisto, Ilari
14	72	16,68	4,3165	55,4676	73,96	144 Shavrin, Aleksandr
15	68	16,08	4,2289	54,3408	72,45	139 Hynninen, Jouni
16	72	17,35	4,1499	53,3256	71,10	131 Koski, Mikko
17	72	17,55	4,1026	52,7180	70,29	101 Kilpiö, Jukka
18	73	18,00	4,0556	52,1139	69,49	105 Lindroos, Jere
19	71	17,61	4,0318	51,8086	69,08	61 Sorri, Topi
20	69	17,76	3,8851	49,9240	66,57	44 Kangas, Jukka P
21	73	18,87	3,8686	49,7112	66,28	135 Hokkanen, Juha
22	67	17,44	3,8417	49,3664	65,82	13 Kivi, Matti
23	71	18,66	3,8049	48,8934	65,19	91 Koskinen, Jarno
24	66	17,45	3,7822	48,6017	64,80	14 Into, Jari T
25	72	19,27	3,7364	48,0125	64,02	78 Rintala, Teemu J
26	69	18,61	3,7077	47,6437	63,52	53 Vanne, Iiro
27	63	17,17	3,6692	47,1491	62,87	142 Westersträhle, Niklas K
28	74	20,55	3,6010	46,2725	61,70	151 Suzdaltsev, Viktor
29	59	16,73	3,5266	45,3168	60,42	133 Eronen, Petri
30	67	19,54	3,4289	44,0609	58,75	124 Massinen, Timo
31	74	22,22	3,3303	42,7948	57,06	46 Malmborg, Kimmo G
32	73	22,23	3,2839	42,1975	56,26	93 Varjus, Jussi P
33	67	20,65	3,2446	41,6925	55,59	15 Latopelto, Tuomo
34	68	21,44	3,1716	40,7556	54,34	58 Majuri, Jari M
35	67	21,21	3,1589	40,5917	54,12	125 Ratia, Antti
36	73	23,17	3,1506	40,4855	53,98	164 Broman, Ville
37	67	21,55	3,1090	39,9513	53,27	45 Kivelä, Jani
38	59	19,17	3,0777	39,5488	52,73	17 Martikainen, Timo T
39	71	23,15	3,0670	39,4104	52,55	120 Silventoinen, Pertti T
40	67	21,87	3,0636	39,3667	52,49	130 Dahlman, Juha
41	71	23,43	3,0303	38,9394	51,92	9 Sokura, Tapio
42	63	21,10	2,9858	38,3673	51,16	126 Kääriä, Mika
43	72	24,16	2,9801	38,2947	51,06	104 Kaskela, Toni
44	75	25,36	2,9574	38,0028	50,67	49 Kotilainen, Jorma
45	69	23,59	2,9250	37,5858	50,11	114 Pulkkinen, Ari
46	65	22,53	2,8850	37,0728	49,43	40 Laurent, Lars

STANDARD -- Overall Stage Results

Porkka Practical Pistol 2009

Printed syyskuu 20, 2009 at 16:37



Stage 6 --

	PTS	TIME	HIT FACTOR	STAGE POINTS	STAGE PERCENT	COMPETITOR # Name
47	71	26,55	2,6742	34,3635	45,82	27 Lappi-seppälä, Mikael
48	71	26,61	2,6682	34,2860	45,71	32 Hirvonen, Ludwik
49	58	22,06	2,6292	33,7851	45,05	119 Korhonen, Mikko X
50	50	19,33	2,5867	33,2385	44,32	39 Pasanen, Tony
51	73	28,52	2,5596	32,8910	43,85	16 Raitanen, Tero
52	65	27,87	2,3323	29,9695	39,96	67 Iikkola, Jarkko
53	70	30,65	2,2838	29,3475	39,13	33 Mäkelä, Kaarlo
54	71	31,33	2,2662	29,1207	38,83	4 Mattila, Sasu
55	65	29,46	2,2064	28,3520	37,80	19 Enberg, Petri
56	54	34,50	1,5652	20,1130	26,82	29 Frantti, Pertti
57	55	35,26	1,5598	20,0440	26,73	35 Laaksonen, Kari
58	66	43,12	1,5306	19,6684	26,22	147 Rönberg, Thomas
59	67	47,59	1,4079	18,0910	24,12	159 Junkkala, Henri
60	72	57,75	1,2468	16,0208	21,36	57 Leppänen, Rolf
61	24	32,49	0,7387	9,4922	12,66	28 Jussila, Matti
62	0	12,24	0,0000	0,0000	0,00	161 Hurmerinta, Antti

PRODUCTION -- Overall Stage Results

Porkka Practical Pistol 2009

Printed syyskuu 20, 2009 at 16:37



Stage 6 --

	PTS	TIME	HIT FACTOR	STAGE POINTS	STAGE PERCENT	COMPETITOR # Name
1	71	11,26	6,3055	75,0000	100,00	100 Nousiainen, Lauri
2	73	12,37	5,9014	70,1931	93,59	157 Kaunisto, Vesa
3	71	13,16	5,3951	64,1717	85,56	79 Väistö, Ville
4	69	13,03	5,2955	62,9863	83,98	84 Kinnunen, Markus K
5	69	13,68	5,0439	59,9935	79,99	148 Rönneberg, Peter
6	67	13,42	4,9925	59,3832	79,18	87 Toikkanen, Janne
7	71	14,25	4,9825	59,2632	79,02	22 Nurmi, Seppo T
8	73	14,98	4,8732	57,9632	77,28	153 Kiselev, Kirill
9	59	12,53	4,7087	56,0070	74,68	116 Hautamäki, Sami
10	69	14,68	4,7003	55,9068	74,54	111 Tolvanen, Timo
11	71	15,48	4,5866	54,5543	72,74	85 Annala, Jussi
12	67	14,91	4,4936	53,4489	71,27	20 Hakanen, Jere
13	69	15,63	4,4146	52,5087	70,01	132 Koski, Kaisa
14	73	16,58	4,4029	52,3696	69,83	154 Gruzmanov, Konstantin
15	65	14,77	4,4008	52,3449	69,79	145 Jemeljanov, Dmitri
16	65	14,93	4,3537	51,7839	69,05	62 Hemminki, Jarkko
17	73	16,98	4,2992	51,1360	68,18	103 Mikkonen, Timo P
18	71	16,65	4,2643	50,7207	67,63	23 He, Weixiang
19	69	16,20	4,2593	50,6612	67,55	64 Aho, Jari
20	65	15,28	4,2539	50,5978	67,46	63 Puurunen, Sakari J
21	71	16,76	4,2363	50,3878	67,18	68 Mäkinen, Mika (nosa) 2
22	71	16,94	4,1913	49,8524	66,47	152 Boyarkin, Vladimir
23	65	16,10	4,0373	48,0207	64,03	108 Savinko, Jyrki
24	69	17,27	3,9954	47,5224	63,36	90 Hirvikallio, Risto
25	67	17,46	3,8373	45,6428	60,86	149 Jemets, Roman
26	69	17,99	3,8355	45,6204	60,83	99 Laakso, Valtteri
27	71	19,04	3,7290	44,3540	59,14	112 Talvisto, Markku
28	65	17,73	3,6661	43,6060	58,14	110 Wahlroos, Mikael
29	69	18,95	3,6412	43,3093	57,75	77 Lokkila, Heidi T
30	73	20,87	3,4978	41,6046	55,47	31 Hakkarainen, Mikael
31	61	17,61	3,4639	41,2014	54,94	5 Wright, Mika
32	69	20,01	3,4483	41,0151	54,69	54 Laivuori, Jarkko M
33	71	21,78	3,2599	38,7741	51,70	8 Mettiäinen, Tapani
34	54	17,07	3,1634	37,6272	50,17	55 Hautala, Risto
35	73	23,26	3,1384	37,3297	49,77	75 Hayes, Damien
36	69	22,13	3,1179	37,0859	49,45	72 Heiskanen, Henri
37	65	21,23	3,0617	36,4170	48,56	60 Immonen, Juha
38	71	23,24	3,0551	36,3382	48,45	88 Juntunen, Matti
39	67	22,18	3,0207	35,9298	47,91	65 Varila, Veli-matti
40	71	23,91	2,9695	35,3200	47,09	2 Juopperi, Jari
41	73	24,92	2,9294	34,8430	46,46	86 Gunnell, Rikhard
42	67	23,15	2,8942	34,4243	45,90	43 Lindberg, Niklas A
43	67	23,55	2,8450	33,8396	45,12	7 Reinikainen, Marko
44	73	25,83	2,8262	33,6155	44,82	141 Rönneqvist, Mikael
45	54	19,23	2,8081	33,4007	44,53	96 Kinnunen, Petri
46	59	21,09	2,7975	33,2749	44,37	18 Nurmi, Aarne

PRODUCTION -- Overall Stage Results

Porkka Practical Pistol 2009

Printed syyskuu 20, 2009 at 16:37



Stage 6 --

	PTS	TIME	HIT FACTOR	STAGE POINTS	STAGE PERCENT	COMPETITOR # Name
47	69	24,90	2,7711	32,9603	43,95	37 Wulff, Harri
48	71	26,09	2,7213	32,3687	43,16	102 Kurki-suonio, Mikko
49	65	24,76	2,6252	31,2251	41,63	69 Siitari, Sampo
50	69	26,54	2,5998	30,9236	41,23	80 Bergroth, Julia
51	69	26,95	2,5603	30,4531	40,60	70 Paussu, Jarno
52	56	22,38	2,5022	29,7625	39,68	129 Parviainen, Timo
53	61	25,90	2,3552	28,0138	37,35	3 Ylönen, Sami
54	69	29,62	2,3295	27,7080	36,94	71 Lilius, Mika
55	55	24,60	2,2358	26,5931	35,46	136 Hansson, Konsta
56	69	31,28	2,2059	26,2376	34,98	66 Suslov, Dmitri
57	65	30,68	2,1186	25,1999	33,60	30 Heikkinen, Jari X
58	61	30,75	1,9837	23,5953	31,46	89 Vuorela, Marjo
59	43	21,78	1,9743	23,4829	31,31	146 Rönnerberg, Stefan
60	59	31,05	1,9002	22,6012	30,13	118 Hautamäki, Anne
61	31	17,62	1,7594	20,9265	27,90	155 Hatsatrjan, Ashot
62	37	21,14	1,7502	20,8180	27,76	163 Virta, Mika
63	50	35,97	1,3900	16,5337	22,04	12 Haapala, Pekka
64	25	20,46	1,2219	14,5337	19,38	137 Mäkeläinen, Marko M
65	29	24,11	1,2028	14,3068	19,08	138 Otsamo, Antti
66	22	20,74	1,0608	12,6170	16,82	42 Raudaskoski, Janne
67	35	33,43	1,0470	12,4530	16,60	34 Kyllönen, Pauli
68	13	15,85	0,8202	9,7556	13,01	74 Winquist, Niclas

MODIFIED -- Overall Stage Results

Porkka Practical Pistol 2009

Printed syyskuu 20, 2009 at 16:37




Stage 6 --

	PTS	TIME	HIT FACTOR	STAGE POINTS	STAGE PERCENT	COMPETITOR # Name
1	71	19,89	3,5696	75,0000	100,00	1 Pietilä, Tero
2	67	18,82	3,5600	74,7985	99,73	48 Dahl, Patric
3	69	20,78	3,3205	69,7656	93,02	24 Ahonen, Marko J
4	69	21,26	3,2455	68,1904	90,92	26 Salminen, Timo
5	71	22,37	3,1739	66,6853	88,91	11 Honkala, Ari
6	45	105,20	0,4278	8,9874	11,98	160 Kylmäniemi, Jarkko
7	0	13,43	0,0000	0,0000	0,00	107 Appelsiin, Hannu

REVOLVER (STANDARD) -- Overall Stage Results

Porkka Practical Pistol 2009

Printed syyskuu 20, 2009 at 16:37



Stage 6 --

	PTS	TIME	HIT FACTOR	STAGE POINTS	STAGE PERCENT	COMPETITOR # Name
1	72	20,09	3,5839	75,0000	100,00	134 Vilén, Timo J
2	68	32,85	2,0700	43,3194	57,76	82 Kuitunen, Tauno A
3	60	58,23	1,0304	21,5632	28,75	158 Manninen, Lasse

OPEN -- Overall Stage Results

Porkka Practical Pistol 2009

Printed syyskuu 20, 2009 at 16:37



Stage 7 --

	PTS	TIME	HIT FACTOR	STAGE POINTS	STAGE PERCENT	COMPETITOR # Name
1	45	4,94	9,1093	45,0000	100,00	122 Nikkilä, Reima
2	43	5,00	8,6000	42,4840	94,41	92 Kadenius, Jyrki R
3	43	5,15	8,3495	41,2466	91,66	123 Ruohonen, Tony R
4	43	5,86	7,3379	36,2491	80,55	97 Asikainen, Mikko
5	40	5,49	7,2860	35,9927	79,98	128 Vainio, Pentti
6	43	6,43	6,6874	33,0358	73,41	50 Leikos, Jukka
7	42	6,31	6,6561	32,8811	73,07	121 Kosola, Vesa
8	42	6,37	6,5934	32,5714	72,38	109 Ovaskainen, Pentti
9	43	6,65	6,4662	31,9429	70,98	113 Liikanen, Ari
10	41	7,37	5,5631	27,4817	61,07	56 Kaartti, Jarmo
11	42	9,14	4,5952	22,7002	50,44	10 Haaja, Marko
12	43	9,37	4,5891	22,6702	50,38	38 Kuokkanen, Ari

STANDARD -- Overall Stage Results

PorkkA Practical Pistol 2009

Printed syyskuu 20, 2009 at 16:37



Stage 7 --

	PTS	TIME	HIT FACTOR	STAGE POINTS	STAGE PERCENT	COMPETITOR # Name
1	40	5,17	7,7369	45,0000	100,00	83 Honkaselkä, Raine
2	43	5,75	7,4783	43,4954	96,66	162 Kuisma, Mikko
3	45	6,44	6,9876	40,6415	90,31	59 Piironen, Perttu P
4	43	6,18	6,9579	40,4691	89,93	143 Gavrilov, Igor
5	44	6,52	6,7485	39,2508	87,22	144 Shavrin, Aleksandr
6	43	6,57	6,5449	38,0668	84,59	124 Massinen, Timo
7	45	7,05	6,3830	37,1250	82,50	44 Kangas, Jukka P
8	42	6,74	6,2315	36,2437	80,54	14 Into, Jari T
9	42	6,79	6,1856	35,9768	79,95	117 Vainionpää, Atte
10	43	6,96	6,1782	35,9337	79,85	106 Kontulainen, Mika
11	44	7,22	6,0942	35,4453	78,77	73 Marjoniemi, Esa
12	36	6,21	5,7971	33,7174	74,93	133 Eronen, Petri
13	44	7,60	5,7895	33,6730	74,83	135 Hokkanen, Juha
14	42	7,37	5,6988	33,1455	73,66	101 Kilpiö, Jukka
15	42	7,40	5,6757	33,0111	73,36	147 Rönningberg, Thomas
16	40	7,20	5,5556	32,3125	71,81	125 Ratia, Antti
17	41	7,56	5,4233	31,5432	70,10	51 Dahl, Mikael
18	44	8,80	5,0000	29,0813	64,63	81 Puisto, Ilari
19	45	9,06	4,9669	28,8887	64,20	21 Salakari, Tomi
20	41	8,30	4,9398	28,7309	63,85	150 Lazaridi, Igor
21	43	8,81	4,8808	28,3881	63,08	105 Lindroos, Jere
22	42	8,72	4,8165	28,0140	62,25	25 Skaffari, Harri
23	40	8,36	4,7847	27,8289	61,84	15 Latopelto, Tuomo
24	39	8,51	4,5828	26,6550	59,23	151 Suzdaltsev, Viktor
25	42	9,26	4,5356	26,3804	58,62	131 Koski, Mikko
26	44	9,95	4,4221	25,7201	57,16	49 Kotilainen, Jorma
27	43	9,89	4,3478	25,2880	56,20	78 Rintala, Teemu J
28	37	8,51	4,3478	25,2880	56,20	120 Silventoinen, Pertti T
29	39	9,02	4,3237	25,1479	55,88	45 Kivelä, Jani
30	45	10,54	4,2694	24,8322	55,18	46 Malmberg, Kimmo G
31	37	8,71	4,2480	24,7074	54,91	53 Vanne, Iiro
32	44	10,36	4,2471	24,7022	54,89	93 Varjus, Jussi P
33	39	9,23	4,2254	24,5757	54,61	161 Hurmerinta, Antti
34	41	9,76	4,2008	24,4330	54,30	19 Enberg, Petri
35	43	10,28	4,1829	24,3287	54,06	130 Dahlman, Juha
36	41	9,82	4,1752	24,2837	53,96	127 Teever, Jevgeni
37	39	9,55	4,0838	23,7522	52,78	17 Martikainen, Timo T
38	37	9,37	3,9488	22,9671	51,04	28 Jussila, Matti
39	30	7,66	3,9164	22,7790	50,62	27 Lappi-seppälä, Mikael
40	42	11,00	3,8182	22,2075	49,35	91 Koskinen, Jarno
41	45	11,79	3,8168	22,1994	49,33	9 Sokura, Tapio
42	43	11,30	3,8053	22,1326	49,18	164 Broman, Ville
43	33	8,82	3,7415	21,7615	48,36	114 Pulkkinen, Ari
44	40	10,73	3,7279	21,6822	48,18	33 Mäkelä, Kaarlo
45	43	11,93	3,6044	20,9639	46,59	126 Kääriä, Mika
46	43	11,99	3,5863	20,8589	46,35	67 Ikkola, Jarkko

STANDARD -- Overall Stage Results

PorkkA Practical Pistol 2009

Printed syyskuu 20, 2009 at 16:37



Stage 7 --

	PTS	TIME	HIT FACTOR	STAGE POINTS	STAGE PERCENT	COMPETITOR # Name
47	43	12,27	3,5045	20,3829	45,30	16 Raitanen, Tero
48	37	10,62	3,4840	20,2638	45,03	35 Laaksonen, Kari
49	41	11,80	3,4746	20,2090	44,91	32 Hirvonen, Ludwik
50	39	11,26	3,4636	20,1451	44,77	139 Hynninen, Jouni
51	45	13,65	3,2967	19,1745	42,61	119 Korhonen, Mikko X
52	45	13,73	3,2775	19,0627	42,36	159 Junkkala, Henri
53	37	11,72	3,1570	18,3619	40,80	39 Pasanen, Tony
54	44	14,45	3,0450	17,7104	39,36	104 Kaskela, Toni
55	43	14,37	2,9923	17,4042	38,68	61 Sorri, Topi
56	41	15,19	2,6991	15,6989	34,89	29 Frantti, Pertti
57	28	10,49	2,6692	15,5248	34,50	142 Westersträhle, Niklas K
58	43	18,77	2,2909	13,3244	29,61	58 Majuri, Jari M
59	43	22,84	1,8827	10,9500	24,33	4 Mattila, Sasu
60	10	8,92	1,1211	6,5205	14,49	13 Kivi, Matti
61	12	18,66	0,6431	3,7404	8,31	57 Leppänen, Rolf
62	0	2,84	0,0000	0,0000	0,00	40 Laurent, Lars

PRODUCTION -- Overall Stage Results

Porkka Practical Pistol 2009

Printed syyskuu 20, 2009 at 16:37



Stage 7 --

	PTS	TIME	HIT FACTOR	STAGE POINTS	STAGE PERCENT	COMPETITOR # Name
1	43	5,00	8,6000	45,0000	100,00	157 Kaunisto, Vesa
2	43	5,80	7,4138	38,7931	86,21	87 Toikkanen, Janne
3	43	6,06	7,0957	37,1287	82,51	90 Hirvikallio, Risto
4	43	6,22	6,9132	36,1736	80,39	148 Rönnerberg, Peter
5	45	6,66	6,7568	35,3551	78,57	22 Nurmi, Seppo T
6	43	6,48	6,6358	34,7222	77,16	99 Laakso, Valtteri
7	41	6,30	6,5079	34,0532	75,67	116 Hautamäki, Sami
8	33	5,31	6,2147	32,5187	72,26	100 Nousiainen, Lauri
9	39	6,30	6,1905	32,3920	71,98	70 Paussu, Jarno
10	39	6,31	6,1807	32,3407	71,87	154 Gruzmanov, Konstantin
11	41	6,80	6,0294	31,5492	70,11	111 Tolvanen, Timo
12	43	7,19	5,9805	31,2935	69,54	96 Kinnunen, Petri
13	41	6,87	5,9680	31,2278	69,40	79 Väistö, Ville
14	43	7,28	5,9066	30,9066	68,68	145 Jemeljanov, Dmitri
15	33	5,74	5,7491	30,0827	66,85	20 Hakanen, Jere
16	43	7,56	5,6878	29,7619	66,14	5 Wright, Mika
17	39	7,07	5,5163	28,8642	64,14	153 Kiselev, Kirill
18	39	7,10	5,4930	28,7422	63,87	60 Immonen, Juha
19	43	7,93	5,4224	28,3733	63,05	72 Heiskanen, Henri
20	43	7,97	5,3952	28,2309	62,74	152 Boyarkin, Vladimir
21	45	8,55	5,2632	27,5398	61,20	103 Mikkonen, Timo P
22	39	7,47	5,2209	27,3186	60,71	68 Mäkinen, Mika (nosa) 2
23	45	8,69	5,1784	27,0961	60,21	54 Laivuori, Jarkko M
24	39	7,60	5,1316	26,8513	59,67	64 Aho, Jari
25	43	8,46	5,0827	26,5957	59,10	146 Rönnerberg, Stefan
26	43	8,66	4,9654	25,9815	57,74	69 Siitari, Sampo
27	41	8,30	4,9398	25,8476	57,44	74 Winquist, Niclas
28	35	7,15	4,8951	25,6139	56,92	31 Hakkarainen, Mikael
29	39	8,07	4,8327	25,2875	56,19	85 Annala, Jussi
30	45	9,85	4,5685	23,9051	53,12	42 Raudaskoski, Janne
31	37	8,12	4,5567	23,8429	52,98	37 Wulff, Harri
32	45	9,93	4,5317	23,7125	52,69	102 Kurki-suonio, Mikko
33	41	9,17	4,4711	23,3953	51,99	63 Puurunen, Sakari J
34	41	9,17	4,4711	23,3953	51,99	23 He, Weixiang
35	41	9,55	4,2932	22,4644	49,92	12 Haapala, Pekka
36	43	10,28	4,1829	21,8872	48,64	141 Rönnerqvist, Mikael
37	43	10,33	4,1626	21,7812	48,40	112 Talvisto, Markku
38	30	7,25	4,1379	21,6520	48,12	84 Kinnunen, Markus K
39	41	9,96	4,1165	21,5396	47,87	88 Juntunen, Matti
40	41	10,05	4,0796	21,3468	47,44	62 Hemminki, Jarkko
41	33	8,30	3,9759	20,8041	46,23	149 Jemets, Roman
42	41	10,38	3,9499	20,6681	45,93	163 Virta, Mika
43	45	11,47	3,9233	20,5288	45,62	77 Lokkila, Heidi T
44	45	11,93	3,7720	19,7372	43,86	65 Varila, Veli-matti
45	37	9,91	3,7336	19,5363	43,41	43 Lindberg, Niklas A
46	43	11,74	3,6627	19,1652	42,59	8 Mettiäinen, Tapani

PRODUCTION -- Overall Stage Results

Porkka Practical Pistol 2009

Printed syyskuu 20, 2009 at 16:37



Stage 7 --

	PTS	TIME	HIT FACTOR	STAGE POINTS	STAGE PERCENT	COMPETITOR # Name
47	39	10,90	3,5780	18,7220	41,60	137 Mäkeläinen, Marko M
48	43	12,03	3,5744	18,7032	41,56	86 Gunnell, Rikhard
49	41	11,70	3,5043	18,3363	40,75	66 Suslov, Dmitri
50	39	11,33	3,4422	18,0115	40,03	75 Hayes, Damien
51	43	12,65	3,3992	17,7866	39,53	71 Lilius, Mika
52	37	11,20	3,3036	17,2861	38,41	132 Koski, Kaisa
53	39	11,96	3,2609	17,0627	37,92	18 Nurmi, Aarne
54	41	12,66	3,2385	16,9459	37,66	118 Hautamäki, Anne
55	43	13,89	3,0958	16,1987	36,00	7 Reinikainen, Marko
56	43	14,00	3,0714	16,0714	35,71	55 Hautala, Risto
57	41	13,95	2,9391	15,3788	34,18	30 Heikkinen, Jari X
58	22	7,76	2,8351	14,8346	32,97	108 Savinko, Jyrki
59	28	9,96	2,8112	14,7100	32,69	155 Hatsatrjan, Ashot
60	35	12,66	2,7646	14,4660	32,15	136 Hansson, Konsta
61	37	14,08	2,6278	13,7503	30,56	80 Bergroth, Julia
62	45	17,91	2,5126	13,1471	29,22	34 Kyllönen, Pauli
63	41	16,32	2,5123	13,1455	29,21	138 Otsamo, Antti
64	22	10,49	2,0972	10,9739	24,39	129 Parviainen, Timo
65	37	18,00	2,0556	10,7558	23,90	89 Vuorela, Marjo
66	22	11,09	1,9838	10,3802	23,07	110 Wahlroos, Mikael
67	35	18,41	1,9011	9,9478	22,11	2 Juopperi, Jari
68	43	23,46	1,8329	9,5908	21,31	3 Ylönen, Sami

MODIFIED -- Overall Stage Results

Porkka Practical Pistol 2009

Printed syyskuu 20, 2009 at 16:37




Stage 7 --

	PTS	TIME	HIT FACTOR	STAGE POINTS	STAGE PERCENT	COMPETITOR # Name
1	45	6,76	6,6568	45,0000	100,00	107 Appelsiin, Hannu
2	42	7,56	5,5556	37,5556	83,46	48 Dahl, Patric
3	45	8,25	5,4545	36,8727	81,94	26 Salminen, Timo
4	43	8,25	5,2121	35,2339	78,30	11 Honkala, Ari
5	37	7,80	4,7436	32,0667	71,26	1 Pietilä, Tero
6	43	10,44	4,1188	27,8429	61,87	24 Ahonen, Marko J
7	43	12,87	3,3411	22,5859	50,19	160 Kylmäniemi, Jarkko

REVOLVER (STANDARD) -- Overall Stage Results

Porkka Practical Pistol 2009

Printed syyskuu 20, 2009 at 16:37



Stage 7 --

	PTS	TIME	HIT FACTOR	STAGE POINTS	STAGE PERCENT	COMPETITOR # Name
1	42	8,88	4,7297	45,0000	100,00	134 Vilén, Timo J
2	45	11,71	3,8429	36,5622	81,25	82 Kuitunen, Tauno A
3	43	18,00	2,3889	22,7286	50,51	158 Manninen, Lasse

OPEN -- Overall Stage Results

Porkka Practical Pistol 2009

Printed syyskuu 20, 2009 at 16:37




Stage 8 --

	PTS	TIME	HIT FACTOR	STAGE POINTS	STAGE PERCENT	COMPETITOR # Name
1	42	5,70	7,3684	45,0000	100,00	92 Kadenius, Jyrki R
2	44	6,09	7,2250	44,1239	98,05	50 Leikos, Jukka
3	45	6,24	7,2115	44,0419	97,87	121 Kosola, Vesa
4	45	7,17	6,2762	38,3293	85,18	97 Asikainen, Mikko
5	44	7,06	6,2323	38,0615	84,58	109 Ovaskainen, Pentti
6	45	7,49	6,0080	36,6918	81,54	56 Kaartti, Jarmo
7	44	7,63	5,7667	35,2181	78,26	122 Nikkilä, Reima
8	44	8,25	5,3333	32,5714	72,38	128 Vainio, Pentti
9	44	8,33	5,2821	32,2586	71,69	10 Haaja, Marko
10	44	8,64	5,0926	31,1012	69,11	38 Kuokkanen, Ari
11	44	9,83	4,4761	27,3361	60,75	123 Ruohonen, Tony R
12	43	13,88	3,0980	18,9198	42,04	113 Liikanen, Ari

STANDARD -- Overall Stage Results

PorkkA Practical Pistol 2009

Printed syyskuu 20, 2009 at 16:37



Stage 8 --

	PTS	TIME	HIT FACTOR	STAGE POINTS	STAGE PERCENT	COMPETITOR # Name
1	44	6,12	7,1895	45,0000	100,00	117 Vainionpää, Atte
2	41	6,18	6,6343	41,5247	92,28	73 Marjoniemi, Esa
3	43	6,57	6,5449	40,9651	91,03	59 Piironen, Perttu P
4	44	7,08	6,2147	38,8983	86,44	127 Teever, Jevgeni
5	43	7,21	5,9639	37,3288	82,95	83 Honkaselkä, Raine
6	44	7,59	5,7971	36,2846	80,63	162 Kuisma, Mikko
7	44	7,73	5,6921	35,6274	79,17	143 Gavrilov, Igor
8	45	8,01	5,6180	35,1634	78,14	51 Dahl, Mikael
9	45	8,04	5,5970	35,0322	77,85	44 Kangas, Jukka P
10	45	8,12	5,5419	34,6871	77,08	144 Shavrin, Aleksandr
11	42	7,89	5,3232	33,3184	74,04	131 Koski, Mikko
12	45	8,55	5,2632	32,9426	73,21	101 Kilpiö, Jukka
13	41	7,96	5,1508	32,2390	71,64	124 Massinen, Timo
14	44	8,67	5,0750	31,7647	70,59	81 Puisto, Ilari
15	41	8,17	5,0184	31,4104	69,80	25 Skaffari, Harri
16	45	9,11	4,9396	30,9176	68,71	161 Hurmerinta, Antti
17	43	8,78	4,8975	30,6539	68,12	139 Hynninen, Jouni
18	43	8,91	4,8260	30,2066	67,13	150 Lazaridi, Igor
19	44	9,18	4,7930	30,0000	66,67	151 Suzdaltsev, Viktor
20	43	9,05	4,7514	29,7393	66,09	27 Lappi-seppälä, Mikael
21	45	9,81	4,5872	28,7114	63,80	39 Pasanen, Tony
22	43	9,47	4,5407	28,4204	63,16	142 Westersträhle, Niklas K
23	42	9,93	4,2296	26,4735	58,83	125 Ratia, Antti
24	45	10,76	4,1822	26,1765	58,17	45 Kivelä, Jani
25	42	10,22	4,1096	25,7223	57,16	130 Dahlman, Juha
26	41	10,29	3,9845	24,9390	55,42	35 Laaksonen, Kari
27	45	11,40	3,9474	24,7069	54,90	78 Rintala, Teemu J
28	45	11,49	3,9164	24,5134	54,47	135 Hokkanen, Juha
29	44	11,36	3,8732	24,2430	53,87	91 Koskinen, Jarno
30	43	11,16	3,8530	24,1166	53,59	105 Lindroos, Jere
31	44	11,43	3,8495	24,0945	53,54	147 Rönöberg, Thomas
32	43	11,67	3,6847	23,0626	51,25	46 Malmborg, Kimmo G
33	30	8,29	3,6188	22,6505	50,33	53 Vanne, Iiro
34	42	11,61	3,6176	22,6427	50,32	21 Salakari, Tomi
35	45	12,45	3,6145	22,6232	50,27	14 Into, Jari T
36	42	11,72	3,5836	22,4302	49,84	33 Mäkelä, Kaarlo
37	43	12,10	3,5537	22,2431	49,43	17 Martikainen, Timo T
38	43	12,26	3,5073	21,9528	48,78	40 Laurent, Lars
39	43	12,67	3,3938	21,2424	47,21	106 Kontulainen, Mika
40	45	13,33	3,3758	21,1297	46,95	49 Kotilainen, Jorma
41	42	12,75	3,2941	20,6182	45,82	119 Korhonen, Mikko X
42	45	13,69	3,2871	20,5741	45,72	104 Kaskela, Toni
43	44	13,83	3,1815	19,9132	44,25	9 Sokura, Tapio
44	43	13,62	3,1571	19,7607	43,91	32 Hirvonen, Ludwik
45	43	14,55	2,9553	18,4977	41,11	67 Iikkola, Jarkko
46	43	15,37	2,7977	17,5108	38,91	19 Enberg, Petri

STANDARD -- Overall Stage Results

Porkka Practical Pistol 2009

Printed syyskuu 20, 2009 at 16:37



Stage 8 --

	PTS	TIME	HIT FACTOR	STAGE POINTS	STAGE PERCENT	COMPETITOR # Name
47	28	10,27	2,7264	17,0647	37,92	120 Silventoinen, Pertti T
48	45	16,54	2,7207	17,0290	37,84	13 Kivi, Matti
49	43	16,10	2,6708	16,7168	37,15	29 Frantti, Pertti
50	44	16,97	2,5928	16,2286	36,06	133 Eronen, Petri
51	30	11,61	2,5840	16,1734	35,94	126 Kääriä, Mika
52	45	17,47	2,5758	16,1224	35,83	93 Varjus, Jussi P
53	30	12,27	2,4450	15,3034	34,01	61 Sorri, Topi
54	39	16,13	2,4179	15,1336	33,63	114 Pulkkinen, Ari
55	43	18,12	2,3731	14,8533	33,01	15 Latopelto, Tuomo
56	43	19,40	2,2165	13,8732	30,83	58 Majuri, Jari M
57	39	19,73	1,9767	12,3723	27,49	28 Jussila, Matti
58	44	25,57	1,7208	10,7704	23,93	4 Mattila, Sasu
59	45	26,30	1,7110	10,7095	23,80	164 Broman, Ville
60	30	21,45	1,3986	8,7540	19,45	16 Raitanen, Tero
61	45	35,25	1,2766	7,9903	17,76	159 Junkkala, Henri
62	45	36,95	1,2179	7,6227	16,94	57 Leppänen, Rolf

PRODUCTION -- Overall Stage Results

Porkka Practical Pistol 2009

Printed syyskuu 20, 2009 at 16:37



Stage 8 --

	PTS	TIME	HIT FACTOR	STAGE POINTS	STAGE PERCENT	COMPETITOR # Name
1	43	6,40	6,7188	45,0000	100,00	100 Nousiainen, Lauri
2	43	6,73	6,3893	42,7935	95,10	145 Jemeljanov, Dmitri
3	45	7,18	6,2674	41,9771	93,28	108 Savinko, Jyrki
4	43	7,05	6,0993	40,8511	90,78	116 Hautamäki, Sami
5	43	7,31	5,8824	39,3981	87,55	62 Hemminki, Jarkko
6	45	8,29	5,4282	36,3565	80,79	157 Kaunisto, Vesa
7	45	8,38	5,3699	35,9660	79,92	20 Hakanen, Jere
8	43	8,10	5,3086	35,5556	79,01	84 Kinnunen, Markus K
9	43	8,14	5,2826	35,3808	78,62	111 Tolvanen, Timo
10	45	8,63	5,2144	34,9241	77,61	90 Hirvikallio, Risto
11	43	8,29	5,1870	34,7407	77,20	22 Nurmi, Seppo T
12	45	8,69	5,1784	34,6830	77,07	74 Winquist, Niclas
13	45	8,73	5,1546	34,5241	76,72	79 Väistö, Ville
14	43	8,37	5,1374	34,4086	76,46	154 Gruzmanov, Konstantin
15	45	8,90	5,0562	33,8646	75,25	152 Boyarkin, Vladimir
16	45	9,03	4,9834	33,3771	74,17	70 Paussu, Jarno
17	43	8,86	4,8533	32,5056	72,23	23 He, Weixiang
18	43	9,05	4,7514	31,8232	70,72	163 Virta, Mika
19	41	8,63	4,7509	31,8198	70,71	153 Kiselev, Kirill
20	43	9,18	4,6841	31,3725	69,72	155 Hatsatryan, Ashot
21	45	9,69	4,6440	31,1038	69,12	148 Rönnerberg, Peter
22	43	9,27	4,6386	31,0680	69,04	42 Raudaskoski, Janne
23	45	9,84	4,5732	30,6296	68,07	85 Annala, Jussi
24	45	9,89	4,5501	30,4748	67,72	103 Mikkonen, Timo P
25	41	9,02	4,5455	30,4440	67,65	87 Toikkanen, Janne
26	45	10,15	4,4335	29,6941	65,99	54 Laivuori, Jarkko M
27	45	10,19	4,4161	29,5776	65,73	112 Talvisto, Markku
28	41	9,54	4,2977	28,7846	63,97	55 Hautala, Risto
29	41	9,59	4,2753	28,6345	63,63	110 Wahlroos, Mikael
30	45	10,60	4,2453	28,4335	63,19	68 Mäkinen, Mika (nosa) 2
31	43	10,14	4,2406	28,4024	63,12	5 Wright, Mika
32	43	10,36	4,1506	27,7992	61,78	132 Koski, Kaisa
33	45	10,91	4,1247	27,6256	61,39	72 Heiskanen, Henri
34	43	10,47	4,1070	27,5072	61,13	146 Rönnerberg, Stefan
35	45	11,18	4,0250	26,9584	59,91	141 Rönnerqvist, Mikael
36	45	11,20	4,0179	26,9103	59,80	99 Laakso, Valtteri
37	43	10,84	3,9668	26,5683	59,04	77 Lokkila, Heidi T
38	43	10,86	3,9595	26,5193	58,93	63 Puurunen, Sakari J
39	41	10,44	3,9272	26,3031	58,45	64 Aho, Jari
40	45	11,62	3,8726	25,9376	57,64	149 Jemets, Roman
41	43	11,16	3,8530	25,8065	57,35	43 Lindberg, Niklas A
42	45	11,73	3,8363	25,6944	57,10	96 Kinnunen, Petri
43	41	10,70	3,8318	25,6640	57,03	129 Parviainen, Timo
44	43	11,45	3,7555	25,1528	55,90	66 Suslov, Dmitri
45	41	10,98	3,7341	25,0095	55,58	7 Reinikainen, Marko
46	45	12,16	3,7007	24,7858	55,08	12 Haapala, Pekka

PRODUCTION -- Overall Stage Results

Porkka Practical Pistol 2009

Printed syyskuu 20, 2009 at 16:37



Stage 8 --

	PTS	TIME	HIT FACTOR	STAGE POINTS	STAGE PERCENT	COMPETITOR # Name
47	43	12,08	3,5596	23,8411	52,98	37 Wulff, Harri
48	41	11,63	3,5254	23,6117	52,47	75 Hayes, Damien
49	45	12,98	3,4669	23,2200	51,60	69 Siitari, Sampo
50	41	11,87	3,4541	23,1343	51,41	65 Varila, Veli-matti
51	41	11,87	3,4541	23,1343	51,41	138 Otsamo, Antti
52	43	12,55	3,4263	22,9482	51,00	102 Kurki-suonio, Mikko
53	30	9,37	3,2017	21,4440	47,65	31 Hakkarainen, Mikael
54	39	12,30	3,1707	21,2365	47,19	18 Nurmi, Aarne
55	41	13,41	3,0574	20,4776	45,51	137 Mäkeläinen, Marko M
56	43	14,35	2,9965	20,0697	44,60	88 Juntunen, Matti
57	45	15,74	2,8590	19,1484	42,55	34 Kyllönen, Pauli
58	39	13,76	2,8343	18,9832	42,18	118 Hautamäki, Anne
59	43	15,28	2,8141	18,8482	41,88	60 Immonen, Juha
60	43	15,41	2,7904	18,6892	41,53	136 Hansson, Konsta
61	41	15,01	2,7315	18,2948	40,66	86 Gunnell, Rikhard
62	43	16,02	2,6841	17,9775	39,95	2 Juopperi, Jari
63	41	16,56	2,4758	16,5824	36,85	89 Vuorela, Marjo
64	43	18,23	2,3587	15,7981	35,11	8 Mettiäinen, Tapani
65	43	20,62	2,0854	13,9670	31,04	80 Bergroth, Julia
66	39	21,20	1,8396	12,3212	27,38	71 Lilius, Mika
67	41	26,12	1,5697	10,5132	23,36	3 Ylönen, Sami
68	43	29,04	1,4807	9,9174	22,04	30 Heikkinen, Jari X

MODIFIED -- Overall Stage Results

Porkka Practical Pistol 2009

Printed syyskuu 20, 2009 at 16:37



Stage 8 --

	PTS	TIME	HIT FACTOR	STAGE POINTS	STAGE PERCENT	COMPETITOR # Name
1	45	8,15	5,5215	45,0000	100,00	107 Appelsiin, Hannu
2	43	8,06	5,3350	43,4801	96,62	26 Salminen, Timo
3	45	9,06	4,9669	40,4801	89,96	1 Pietilä, Tero
4	43	9,50	4,5263	36,8895	81,98	48 Dahl, Patric
5	43	10,96	3,9234	31,9754	71,06	24 Ahonen, Marko J
6	45	12,77	3,5239	28,7197	63,82	160 Kylmäniemi, Jarkko
7	44	14,97	2,9392	23,9546	53,23	11 Honkala, Ari

REVOLVER (STANDARD) -- Overall Stage Results

Porkka Practical Pistol 2009

Printed syyskuu 20, 2009 at 16:37



Stage 8 --

	PTS	TIME	HIT FACTOR	STAGE POINTS	STAGE PERCENT	COMPETITOR # Name
1	44	9,42	4,6709	45,0000	100,00	134 Vilén, Timo J
2	44	12,41	3,5455	34,1579	75,91	82 Kuitunen, Tauno A
3	45	16,68	2,6978	25,9913	57,76	158 Manninen, Lasse

PorkkA Practical Pistol 2009

Printed syyskuu 20, 2009 at 16:37



Disqualified Shooters

<u>No.</u>	<u>Name</u>
------------	-------------

98	Sundvik, Harry
----	----------------