


OPEN -- Overall Stage Results

Porkka Pistol 2008

Printed elokuu 25, 2008 at 16:29



Stage 1 -- Stage 1

	PTS	TIME	HIT FACTOR	STAGE POINTS	STAGE PERCENT	COMPETITOR # Name
1	75	9,65	7,7720	80,0000	100,00	2 Jumppanen, Vesa
2	75	9,65	7,7720	80,0000	100,00	10 Uronen, Hannu
3	61	9,43	6,4687	66,5847	83,23	3 Kadenius, Jyrki R
4	71	11,55	6,1472	63,2750	79,09	6 Peippo, Matti
5	72	11,77	6,1172	62,9669	78,71	203 Palmola, Toni
6	75	12,97	5,7826	59,5220	74,40	11 Kosola, Vesa
7	68	12,03	5,6525	58,1834	72,73	307 Lehtonen, Jani
8	73	13,65	5,3480	55,0486	68,81	207 Leikos, Jukka
9	70	13,35	5,2434	53,9725	67,47	201 Partanen, Simo
10	75	14,93	5,0234	51,7080	64,63	202 Palmola, Risto
11	72	17,41	4,1356	42,5686	53,21	205 Palmola, Rita I
12	74	18,53	3,9935	41,1067	51,38	1 Kaartti, Jarmo
13	73	18,99	3,8441	39,5689	49,46	7 Alenius, Jouni
14	68	18,62	3,6520	37,5911	46,99	69 Rönberg, Stefan
15	52	15,00	3,4667	35,6836	44,60	4 Koponen, Tommi

STANDARD -- Overall Stage Results

Porkka Pistol 2008

Printed elokuu 25, 2008 at 16:29



Stage 1 -- Stage 1

	PTS	TIME	HIT FACTOR	STAGE POINTS	STAGE PERCENT	COMPETITOR # Name
1	72	10,02	7,1856	80,0000	100,00	36 Riste, Mika J
2	77	10,75	7,1628	79,7457	99,68	43 Kuisma, Mikko
3	76	10,69	7,1094	79,1519	98,94	39 Vainionpää, Atte
4	76	10,81	7,0305	78,2732	97,84	8 Ruohonen, Tony R
5	74	10,54	7,0209	78,1657	97,71	27 Hirvikallio, Risto
6	78	11,95	6,5272	72,6695	90,84	51 Mahlamäki, Visa
7	79	12,54	6,2998	70,1382	87,67	173 Poikonen, Kristian
8	68	11,03	6,1650	68,6371	85,80	30 Järvinen, Veli-matti
9	76	12,69	5,9890	66,6772	83,35	47 Kervinen, Ilkka
10	71	11,90	5,9664	66,4258	83,03	21 Kaislaranta, Mikael
11	74	13,13	5,6359	62,7469	78,43	40 Vähälä, Pasi A
12	76	13,55	5,6089	62,4453	78,06	68 Rönöberg, Peter
13	73	13,26	5,5053	61,2921	76,62	75 Vainio, Pentti
14	50	9,41	5,3135	59,1569	73,95	45 Marjoniemi, Esa
15	63	12,03	5,2369	58,3042	72,88	34 Sihvola, Sami J
16	60	11,63	5,1591	57,4377	71,80	137 Hanhirova, Johannes
17	80	15,54	5,1480	57,3145	71,64	89 Marjavaara, Pieti J
18	70	13,79	5,0761	56,5144	70,64	66 Kontulainen, Mika
19	78	15,51	5,0290	55,9897	69,99	50 He, Weixiang
20	68	13,90	4,8921	54,4652	68,08	32 Vellonen, Sami
21	70	15,06	4,6481	51,7486	64,69	78 Partanen, Jyrki
22	73	15,74	4,6379	51,6349	64,54	74 Asikainen, Mikko
23	70	15,18	4,6113	51,3395	64,17	38 Mäkitalo, Jukka
24	64	13,88	4,6110	51,3353	64,17	55 Kokkola, Kimmo
25	70	15,96	4,3860	48,8304	61,04	29 Kaihola, Mikael
26	76	17,55	4,3305	48,2127	60,27	62 Silventoinen, Pertti T
27	75	17,85	4,2017	46,7787	58,47	42 Salakari, Tomi
28	70	16,67	4,1992	46,7506	58,44	77 Sorri, Topi
29	74	17,91	4,1318	46,0004	57,50	56 Otsamo, Antti
30	79	19,20	4,1146	45,8090	57,26	25 Westersträhle, Niklas K
31	54	13,26	4,0724	45,3394	56,67	124 Havola, Jaakko I
32	77	19,04	4,0441	45,0245	56,28	52 Latopelto, Tuomo
33	80	20,25	3,9506	43,9835	54,98	208 Gerasimoff, Jari
34	66	16,81	3,9262	43,7121	54,64	44 Torkkel, Janne
35	51	13,54	3,7666	41,9350	52,42	31 Kivelä, Jani
36	70	18,59	3,7655	41,9222	52,40	73 Kaskela, Toni
37	78	21,52	3,6245	40,3532	50,44	72 Kääriä, Mika
38	42	12,08	3,4768	38,7086	48,39	81 Pakka, Aki
39	43	13,17	3,2650	36,3503	45,44	80 Lappi-seppälä, Mikael
40	71	22,00	3,2273	35,9303	44,91	58 Partanen, Olli-pekka
41	53	16,58	3,1966	35,5891	44,49	63 Riihimaa, Mika
42	76	23,82	3,1906	35,5220	44,40	33 Sokura, Tapio
43	59	19,42	3,0381	33,8242	42,28	140 Pasanen, Tony
44	51	16,97	3,0053	33,4590	41,82	70 Kronqvist, Jyrki
45	44	14,85	2,9630	32,9877	41,23	26 Räisänen, Jouni
46	62	21,38	2,8999	32,2856	40,36	54 Luostarinen, Jukka

STANDARD -- Overall Stage Results

Porkka Pistol 2008

Printed elokuu 25, 2008 at 16:29



Stage 1 -- Stage 1

	PTS	TIME	HIT FACTOR	STAGE POINTS	STAGE PERCENT	COMPETITOR # Name
47	37	14,04	2,6353	29,3400	36,67	48 Helatie, Marko
48	33	16,41	2,0110	22,3888	27,99	37 Kylmäniemi, Jarkko
49	57	29,36	1,9414	21,6144	27,02	79 Frantti, Pertti
50	41	32,99	1,2428	13,8365	17,30	41 Jarva, Esko
51	0	0,00	0,0000	0,0000	0,00	57 Kahelin, Miika

PRODUCTION -- Overall Stage Results

Porkka Pistol 2008

Printed elokuu 25, 2008 at 16:29




Stage 1 -- Stage 1

	PTS	TIME	HIT FACTOR	STAGE POINTS	STAGE PERCENT	COMPETITOR # Name
1	76	10,39	7,3147	80,0000	100,00	46 Manni, Matti
2	74	11,19	6,6130	72,3259	90,41	141 Forsell, Tommi
3	72	11,05	6,5158	71,2627	89,08	104 Mckeown, Timo
4	70	10,98	6,3752	69,7249	87,16	212 Nousiainen, Lauri
5	74	12,18	6,0755	66,4472	83,06	210 Maunula, Hannu
6	70	11,85	5,9072	64,6058	80,76	102 Paavilainen, Karri
7	74	12,81	5,7767	63,1793	78,97	108 Jokinen, Tuukka
8	78	13,64	5,7185	62,5421	78,18	134 Avdeev, Kirill
9	68	11,91	5,7095	62,4438	78,05	100 Kangas, Jukka P
10	72	12,74	5,6515	61,8095	77,26	138 Immonen, Juha
11	68	12,10	5,6198	61,4632	76,83	83 Laakso, Valtteri
12	74	13,30	5,5639	60,8516	76,06	90 Sievänen, Petri K
13	70	12,62	5,5468	60,6639	75,83	99 Vuorinen, Rami
14	70	12,62	5,5468	60,6639	75,83	211 Pitkänen, Antti
15	72	13,02	5,5300	60,4802	75,60	92 Kilpiö, Jukka
16	70	13,19	5,3071	58,0424	72,55	126 Kalinen, Riku J
17	76	14,49	5,2450	57,3637	71,70	93 Lainiola, Teemu
18	70	13,44	5,2083	56,9627	71,20	123 Mäkinen, Mika (nosa) 2
19	78	15,25	5,1148	55,9393	69,92	129 Toroi, Timo
20	70	13,75	5,0909	55,6785	69,60	122 Heiskanen, Henri
21	78	15,46	5,0453	55,1794	68,97	96 Pietilä, Tero
22	74	15,07	4,9104	53,7045	67,13	106 Aromäki, Juha
23	68	14,12	4,8159	52,6703	65,84	111 Nurmi, Seppo T
24	56	11,67	4,7986	52,4818	65,60	107 Ekberg, Mikael
25	72	15,03	4,7904	52,3921	65,49	127 Nissinen, Renne T
26	64	13,50	4,7407	51,8487	64,81	120 Mäkelin, Raimo
27	72	15,27	4,7151	51,5686	64,46	117 Talvisto, Markku
28	64	13,61	4,7024	51,4297	64,29	110 Klaus, Niki S
29	74	16,43	4,5040	49,2591	61,57	125 Kärkkäinen, Tero
30	78	17,42	4,4776	48,9709	61,21	88 Schlupp, Kaj K
31	62	14,43	4,2966	46,9913	58,74	82 Laivuori, Jarkko M
32	78	18,17	4,2928	46,9496	58,69	109 Hursti, Marko
33	60	14,12	4,2493	46,4738	58,09	105 Reinikainen, Marko
34	53	12,93	4,0990	44,8301	56,04	119 Puurunen, Sakari J
35	74	18,91	3,9133	42,7989	53,50	98 Siitari, Sampo
36	66	17,63	3,7436	40,9434	51,18	94 Mettiäinen, Tapani
37	78	20,90	3,7321	40,8169	51,02	300 Mattila, Sasu
38	68	18,23	3,7301	40,7957	50,99	113 Nurmi, Aarne
39	72	19,44	3,7037	40,5068	50,63	116 Juntunen, Matti
40	59	16,58	3,5585	38,9188	48,65	135 Wulff, Harri
41	70	20,13	3,4774	38,0317	47,54	115 Hirvonen, Ludvig
42	72	21,05	3,4204	37,4087	46,76	65 Kempas, Marko
43	78	22,93	3,4017	37,2034	46,50	121 Hautala, Risto
44	76	22,94	3,3130	36,2337	45,29	86 Salmi, Eemeli
45	80	24,92	3,2103	35,1102	43,89	103 Peussa, Yrjö
46	64	21,08	3,0361	33,2048	41,51	95 Heikkinen, Jari X

PRODUCTION -- Overall Stage Results

Porkka Pistol 2008

Printed elokuu 25, 2008 at 16:29



Stage 1 -- Stage 1

	PTS	TIME	HIT FACTOR	STAGE POINTS	STAGE PERCENT	COMPETITOR # Name
47	74	24,42	3,0303	33,1419	41,43	112 Hansson, Konsta
48	78	25,83	3,0197	33,0265	41,28	97 Juopperi, Jari
49	74	24,76	2,9887	32,6868	40,86	130 Polishsuk, Andrei
50	76	26,76	2,8401	31,0613	38,83	118 Kääriäinen, Tuomas
51	74	27,16	2,7246	29,7985	37,25	114 Laaksonen, Kari
52	45	18,49	2,4337	26,6175	33,27	53 Koljonen, Jussi
53	70	29,85	2,3451	25,6475	32,06	133 Kyllönen, Pauli

MODIFIED -- Overall Stage Results

Porkka Pistol 2008

Printed elokuu 25, 2008 at 16:29



Stage 1 -- Stage 1

	PTS	TIME	HIT FACTOR	STAGE POINTS	STAGE PERCENT	COMPETITOR # Name
1	75	11,19	6,7024	80,0000	100,00	13 Aalto, Jari T
2	58	11,64	4,9828	59,4749	74,34	20 Appelsiin, Hannu
3	75	15,39	4,8733	58,1676	72,71	17 Honkala, Ari
4	72	15,44	4,6632	55,6601	69,58	22 Vasara, Vesa R
5	57	12,63	4,5131	53,8679	67,33	12 Matero, Ari
6	66	14,89	4,4325	52,9064	66,13	15 Nuutinen, Jari
7	76	17,45	4,3553	51,9849	64,98	24 Salminen, Timo
8	74	18,30	4,0437	48,2658	60,33	139 Anttila, Janne
9	62	15,65	3,9617	47,2864	59,11	14 Ylijoki, Mika
10	76	23,58	3,2231	38,4706	48,09	16 Kivi, Matti
11	70	26,22	2,6697	31,8657	39,83	18 Hasu, Jari
12	48	21,98	2,1838	26,0659	32,58	23 Malmberg, Kimmo G
13	20	16,38	1,2210	14,5739	18,22	19 Mäkelä, Kaarlo

REVOLVER (STANDARD) -- Overall Stage Results

Porkka Pistol 2008

Printed elokuu 25, 2008 at 16:29



Stage 1 -- Stage 1

	PTS	TIME	HIT FACTOR	STAGE POINTS	STAGE PERCENT	COMPETITOR # Name
1	74	17,17	4,3098	80,0000	100,00	136 Vilén, Timo J

OPEN -- Overall Stage Results

Porkka Pistol 2008

Printed elokuu 25, 2008 at 16:29




Stage 2 -- Stage 2 - Finnish Specialglass

	PTS	TIME	HIT FACTOR	STAGE POINTS	STAGE PERCENT	COMPETITOR # Name
1	79	14,24	5,5478	90,0000	100,00	2 Jumppanen, Vesa
2	84	15,41	5,4510	88,4305	98,26	10 Uronen, Hannu
3	80	16,84	4,7506	77,0679	85,63	3 Kadenius, Jyrki R
4	84	18,08	4,6460	75,3713	83,75	11 Kosola, Vesa
5	86	20,07	4,2850	69,5147	77,24	7 Alenius, Jouni
6	84	24,05	3,4927	56,6617	62,96	1 Kaartti, Jarmo
7	65	19,77	3,2878	53,3374	59,26	6 Peippo, Matti
8	72	22,08	3,2609	52,9004	58,78	207 Leikos, Jukka
9	78	24,90	3,1325	50,8184	56,46	202 Palmola, Risto
10	83	26,53	3,1285	50,7535	56,39	203 Palmola, Toni
11	78	25,69	3,0362	49,2556	54,73	205 Palmola, Rita I
12	68	23,07	2,9476	47,8175	53,13	201 Partanen, Simo
13	80	27,41	2,9186	47,3485	52,61	69 Rönneberg, Stefan
14	66	30,26	2,1811	35,3835	39,31	4 Koponen, Tommi
15	21	22,85	0,9190	14,9093	16,57	307 Lehtonen, Jani

STANDARD -- Overall Stage Results

Porkka Pistol 2008

Printed elokuu 25, 2008 at 16:29



Stage 2 -- Stage 2 - Finnish Specialglass

	PTS	TIME	HIT FACTOR	STAGE POINTS	STAGE PERCENT	COMPETITOR # Name
1	88	18,46	4,7671	90,0000	100,00	8 Ruohonen, Tony R
2	82	20,01	4,0980	77,3674	85,96	21 Kaislaranta, Mikael
3	80	19,67	4,0671	76,7851	85,32	39 Vainionpää, Atte
4	84	21,02	3,9962	75,4463	83,83	173 Poikonen, Kristian
5	82	20,87	3,9291	74,1793	82,42	137 Hanhirova, Johannes
6	85	21,66	3,9243	74,0887	82,32	51 Mahlamäki, Visa
7	82	21,09	3,8881	73,4055	81,56	80 Lappi-seppälä, Mikael
8	83	21,59	3,8444	72,5800	80,64	43 Kuisma, Mikko
9	82	21,59	3,7981	71,7055	79,67	27 Hirvikallio, Risto
10	71	19,57	3,6280	68,4950	76,11	47 Kervinen, Ilkka
11	69	19,25	3,5844	67,6721	75,19	45 Marjoniemi, Esa
12	84	23,79	3,5309	66,6617	74,07	66 Kontulainen, Mika
13	81	23,39	3,4630	65,3802	72,64	42 Salakari, Tomi
14	78	22,54	3,4605	65,3329	72,59	30 Järvinen, Veli-matti
15	67	20,29	3,3021	62,3425	69,27	36 Riste, Mika J
16	80	24,41	3,2773	61,8748	68,75	78 Partanen, Jyrki
17	84	25,65	3,2749	61,8277	68,70	40 Vähälä, Pasi A
18	82	25,11	3,2656	61,6536	68,50	74 Asikainen, Mikko
19	81	25,01	3,2387	61,1453	67,94	75 Vainio, Pentti
20	80	24,75	3,2323	61,0248	67,81	68 Rönnberg, Peter
21	79	24,71	3,1971	60,3595	67,07	32 Vellonen, Sami
22	78	25,76	3,0280	57,1663	63,52	34 Sihvola, Sami J
23	82	27,78	2,9518	55,7280	61,92	26 Räisänen, Jouni
24	65	22,21	2,9266	55,2531	61,39	89 Marjavaara, Pieti J
25	74	25,43	2,9099	54,9385	61,04	50 He, Weixiang
26	67	23,63	2,8354	53,5307	59,48	124 Havola, Jaakko I
27	84	30,29	2,7732	52,3566	58,17	56 Otsamo, Antti
28	83	30,44	2,7267	51,4784	57,20	52 Latopelto, Tuomo
29	74	27,71	2,6705	50,4181	56,02	38 Mäkitalo, Jukka
30	82	31,04	2,6418	49,8751	55,42	29 Kaihola, Mikael
31	57	21,70	2,6267	49,5914	55,10	81 Pakka, Aki
32	69	26,91	2,5641	48,4091	53,79	48 Helatie, Marko
33	57	22,53	2,5300	47,7645	53,07	55 Kokkola, Kimmo
34	64	25,62	2,4980	47,1620	52,40	77 Sorri, Topi
35	70	28,06	2,4947	47,0979	52,33	58 Partanen, Olli-pekka
36	76	31,37	2,4227	45,7394	50,82	63 Riihimaa, Mika
37	79	32,94	2,3983	45,2788	50,31	33 Sokura, Tapio
38	78	33,70	2,3145	43,6975	48,55	37 Kylmäniemi, Jarkko
39	74	32,05	2,3089	43,5908	48,43	72 Kääriä, Mika
40	90	39,48	2,2796	43,0385	47,82	208 Gerasimoff, Jari
41	84	37,89	2,2169	41,8549	46,51	62 Silventoinen, Pertti T
42	59	30,69	1,9225	36,2950	40,33	140 Pasanen, Tony
43	65	34,43	1,8879	35,6425	39,60	70 Kronqvist, Jyrki
44	39	28,81	1,3537	25,5572	28,40	44 Torkkel, Janne
45	33	25,87	1,2756	24,0829	26,76	25 Westersträhle, Niklas K
46	48	39,48	1,2158	22,9539	25,50	54 Luostarinen, Jukka

STANDARD -- Overall Stage Results

Porkka Pistol 2008

Printed elokuu 25, 2008 at 16:29



Stage 2 -- Stage 2 - Finnish Specialglass

	PTS	TIME	HIT FACTOR	STAGE POINTS	STAGE PERCENT	COMPETITOR # Name
47	31	26,66	1,1628	21,9530	24,39	31 Kivelä, Jani
48	21	28,21	0,7444	14,0543	15,62	73 Kaskela, Toni
49	24	37,73	0,6361	12,0093	13,34	41 Jarva, Esko
50	16	35,99	0,4446	8,3932	9,33	79 Frantti, Pertti
51	0	0,00	0,0000	0,0000	0,00	57 Kahelin, Miika

PRODUCTION -- Overall Stage Results

Porkka Pistol 2008

Printed elokuu 25, 2008 at 16:29




Stage 2 -- Stage 2 - Finnish Specialglass

	PTS	TIME	HIT FACTOR	STAGE POINTS	STAGE PERCENT	COMPETITOR # Name
1	78	17,41	4,4802	90,0000	100,00	46 Manni, Matti
2	78	18,52	4,2117	84,6058	94,01	212 Nousiainen, Lauri
3	74	18,37	4,0283	80,9225	89,91	104 Mckeown, Timo
4	78	19,96	3,9078	78,5020	87,22	111 Nurmi, Seppo T
5	82	21,24	3,8606	77,5543	86,17	141 Forsell, Tommi
6	80	21,18	3,7771	75,8771	84,31	99 Vuorinen, Rami
7	84	23,61	3,5578	71,4710	79,41	117 Talvisto, Markku
8	78	22,45	3,4744	69,7951	77,55	108 Jokinen, Tuukka
9	78	22,55	3,4590	69,4856	77,21	129 Toroi, Timo
10	76	23,05	3,2972	66,2353	73,59	92 Kilpiö, Jukka
11	76	23,31	3,2604	65,4965	72,77	138 Immonen, Juha
12	80	24,68	3,2415	65,1166	72,35	90 Sievänen, Petri K
13	76	24,14	3,1483	63,2445	70,27	102 Paavilainen, Karri
14	71	22,58	3,1444	63,1657	70,18	106 Aromäki, Juha
15	82	26,57	3,0862	61,9968	68,89	210 Maunula, Hannu
16	72	23,50	3,0638	61,5476	68,39	93 Lainiola, Teemu
17	67	22,72	2,9489	59,2397	65,82	100 Kangas, Jukka P
18	63	21,66	2,9086	58,4290	64,92	134 Avdeev, Kirill
19	67	23,15	2,8942	58,1394	64,60	82 Laivuori, Jarkko M
20	69	23,98	2,8774	57,8025	64,22	122 Heiskanen, Henri
21	80	28,05	2,8520	57,2933	63,66	110 Klaus, Niki S
22	78	28,06	2,7798	55,8411	62,05	127 Nissinen, Renne T
23	84	30,34	2,7686	55,6174	61,80	130 Polishsuk, Andrei
24	74	26,82	2,7591	55,4268	61,59	119 Puurunen, Sakari J
25	82	29,75	2,7563	55,3699	61,52	83 Laakso, Valtteri
26	82	30,49	2,6894	54,0260	60,03	94 Mettiäinen, Tapani
27	72	27,87	2,5834	51,8970	57,66	98 Siitari, Sampo
28	57	22,24	2,5629	51,4857	57,21	107 Ekberg, Mikael
29	67	26,25	2,5524	51,2734	56,97	125 Kärkkäinen, Tero
30	59	23,15	2,5486	51,1974	56,89	123 Mäkinen, Mika (nosa) 2
31	76	30,21	2,5157	50,5370	56,15	109 Hursti, Marko
32	59	24,44	2,4141	48,4951	53,88	96 Pietilä, Tero
33	63	26,13	2,4110	48,4337	53,82	105 Reinikainen, Marko
34	78	33,15	2,3529	47,2670	52,52	300 Mattila, Sasu
35	48	21,18	2,2663	45,5263	50,58	211 Pitkänen, Antti
36	61	28,03	2,1762	43,7173	48,57	126 Kalinen, Riku J
37	80	37,38	2,1402	42,9930	47,77	88 Schlupp, Kaj K
38	61	30,12	2,0252	40,6838	45,20	53 Koljonen, Jussi
39	69	35,04	1,9692	39,5578	43,95	103 Peussa, Yrjö
40	74	37,83	1,9561	39,2954	43,66	114 Laaksonen, Kari
41	67	34,31	1,9528	39,2284	43,59	116 Juntunen, Matti
42	76	39,27	1,9353	38,8776	43,20	135 Wulff, Harri
43	68	35,50	1,9155	38,4793	42,75	113 Nurmi, Aarne
44	61	31,99	1,9068	38,3056	42,56	120 Mäkelin, Raimo
45	67	35,71	1,8762	37,6905	41,88	112 Hansson, Konsta
46	67	36,77	1,8221	36,6039	40,67	86 Salmi, Eemeli

PRODUCTION -- Overall Stage Results

Porkka Pistol 2008

Printed elokuu 25, 2008 at 16:29



Stage 2 -- Stage 2 - Finnish Specialglass

	PTS	TIME	HIT FACTOR	STAGE POINTS	STAGE PERCENT	COMPETITOR # Name
47	67	38,12	1,7576	35,3076	39,23	118 Kääriäinen, Tuomas
48	63	37,77	1,6680	33,5074	37,23	65 Kempas, Marko
49	52	32,03	1,6235	32,6132	36,24	121 Hautala, Risto
50	86	54,17	1,5876	31,8923	35,44	133 Kyllönen, Pauli
51	72	48,35	1,4891	29,9146	33,24	97 Juopperi, Jari
52	67	46,32	1,4465	29,0571	32,29	115 Hirvonen, Ludvig
53	61	44,66	1,3659	27,4383	30,49	95 Heikkinen, Jari X

MODIFIED -- Overall Stage Results

Porkka Pistol 2008

Printed elokuu 25, 2008 at 16:29




Stage 2 -- Stage 2 - Finnish Specialglass

	PTS	TIME	HIT FACTOR	STAGE POINTS	STAGE PERCENT	COMPETITOR # Name
1	78	21,07	3,7019	90,0000	100,00	13 Aalto, Jari T
2	78	23,07	3,3810	82,1977	91,33	12 Matero, Ari
3	78	24,82	3,1426	76,4021	84,89	14 Ylijoki, Mika
4	80	26,96	2,9674	72,1411	80,16	24 Salminen, Timo
5	67	22,98	2,9156	70,8822	78,76	20 Appelsiin, Hannu
6	80	28,33	2,8239	68,6524	76,28	17 Honkala, Ari
7	72	29,78	2,4177	58,7787	65,31	22 Vasara, Vesa R
8	68	31,28	2,1739	52,8512	58,72	19 Mäkelä, Kaarlo
9	82	38,72	2,1178	51,4862	57,21	16 Kivi, Matti
10	47	23,65	1,9873	48,3147	53,68	139 Anttila, Janne
11	78	40,03	1,9485	47,3720	52,64	18 Hasu, Jari
12	55	30,17	1,8230	44,3200	49,24	23 Malmberg, Kimmo G
13	57	32,93	1,7309	42,0819	46,76	15 Nuutinen, Jari

REVOLVER (STANDARD) -- Overall Stage Results

Porkka Pistol 2008

Printed elokuu 25, 2008 at 16:29



Stage 2 -- Stage 2 - Finnish Specialglass

	PTS	TIME	HIT FACTOR	STAGE POINTS	STAGE PERCENT	COMPETITOR # Name
1	65	35,10	1,8519	90,0000	100,00	136 Vilén, Timo J

OPEN -- Overall Stage Results

Porkka Pistol 2008

Printed elokuu 25, 2008 at 16:29



Stage 3 -- Stage 3

	PTS	TIME	HIT FACTOR	STAGE POINTS	STAGE PERCENT	COMPETITOR # Name
1	147	25,49	5,7670	160,0000	100,00	10 Uronen, Hannu
2	150	28,00	5,3571	148,6297	92,89	3 Kadenius, Jyrki R
3	143	27,41	5,2171	144,7436	90,46	2 Jumppanen, Vesa
4	151	33,57	4,4981	124,7953	78,00	11 Kosola, Vesa
5	148	34,67	4,2688	118,4351	74,02	203 Palmola, Toni
6	148	35,79	4,1352	114,7288	71,71	202 Palmola, Risto
7	155	38,65	4,0103	111,2640	69,54	207 Leikos, Jukka
8	142	39,30	3,6132	100,2463	62,65	307 Lehtonen, Jani
9	144	45,22	3,1844	88,3496	55,22	201 Partanen, Simo
10	138	52,65	2,6211	72,7199	45,45	69 Rönberg, Stefan
11	136	52,35	2,5979	72,0767	45,05	7 Alenius, Jouni
12	135	54,60	2,4725	68,5983	42,87	6 Peippo, Matti
13	142	57,85	2,4546	68,1016	42,56	205 Palmola, Rita I
14	96	67,30	1,4264	39,5757	24,73	1 Kaartti, Jarmo
15	0	68,99	0,0000	0,0000	0,00	4 Koponen, Tommi

STANDARD -- Overall Stage Results

Porkka Pistol 2008

Printed elokuu 25, 2008 at 16:29



Stage 3 -- Stage 3

	PTS	TIME	HIT FACTOR	STAGE POINTS	STAGE PERCENT	COMPETITOR # Name
1	152	32,14	4,7293	160,0000	100,00	8 Ruohonen, Tony R
2	153	33,58	4,5563	154,1463	96,34	30 Järvinen, Veli-matti
3	141	31,27	4,5091	152,5505	95,34	43 Kuisma, Mikko
4	138	30,69	4,4966	152,1264	95,08	21 Kaislaranta, Mikael
5	149	35,26	4,2258	142,9639	89,35	51 Mahlamäki, Visa
6	153	37,62	4,0670	137,5926	86,00	173 Poikonen, Kristian
7	148	37,21	3,9774	134,5626	84,10	36 Riste, Mika J
8	152	38,23	3,9759	134,5122	84,07	27 Hirvikallio, Risto
9	149	38,52	3,8681	130,8646	81,79	47 Kervinen, Ilkka
10	140	36,34	3,8525	130,3363	81,46	39 Vainionpää, Atte
11	127	34,29	3,7037	125,3021	78,31	45 Marjoniemi, Esa
12	148	41,41	3,5740	120,9146	75,57	55 Kokkola, Kimmo
13	143	40,25	3,5528	120,1967	75,12	42 Salakari, Tomi
14	125	35,86	3,4858	117,9294	73,71	137 Hanhirova, Johannes
15	149	43,96	3,3894	114,6703	71,67	68 Rönning, Peter
16	146	45,63	3,1996	108,2492	67,66	62 Silventoinen, Pertti T
17	117	37,52	3,1183	105,4983	65,94	75 Vainio, Pentti
18	136	43,96	3,0937	104,6655	65,42	77 Sorri, Topi
19	140	46,08	3,0382	102,7869	64,24	31 Kivelä, Jani
20	132	44,26	2,9824	100,8985	63,06	80 Lappi-seppälä, Mikael
21	153	52,01	2,9417	99,5238	62,20	74 Asikainen, Mikko
22	134	46,05	2,9099	98,4459	61,53	78 Partanen, Jyrki
23	146	55,38	2,6363	89,1912	55,74	34 Sihvola, Sami J
24	135	54,52	2,4762	83,7723	52,36	48 Helatie, Marko
25	104	42,16	2,4668	83,4555	52,16	58 Partanen, Olli-pekka
26	119	48,30	2,4638	83,3532	52,10	29 Kaihola, Mikael
27	131	54,25	2,4147	81,6947	51,06	26 Räisänen, Jouni
28	158	65,86	2,3990	81,1629	50,73	208 Gerasimoff, Jari
29	145	60,89	2,3813	80,5646	50,35	52 Latopelto, Tuomo
30	150	63,83	2,3500	79,5040	49,69	63 Riihimaa, Mika
31	88	38,58	2,2810	77,1690	48,23	89 Marjavaara, Pieti J
32	127	55,85	2,2739	76,9313	48,08	25 Westersträhle, Niklas K
33	100	44,58	2,2432	75,8896	47,43	66 Kontulainen, Mika
34	110	54,23	2,0284	68,6239	42,89	72 Kääriä, Mika
35	108	53,49	2,0191	68,3083	42,69	50 He, Weixiang
36	100	49,80	2,0080	67,9349	42,46	38 Mäkitalo, Jukka
37	104	55,40	1,8773	63,5105	39,69	140 Pasanen, Tony
38	134	73,65	1,8194	61,5537	38,47	33 Sokura, Tapio
39	87	52,30	1,6635	56,2782	35,17	81 Pakka, Aki
40	100	60,88	1,6426	55,5709	34,73	44 Torkkel, Janne
41	103	64,66	1,5929	53,8919	33,68	70 Kronqvist, Jyrki
42	126	80,49	1,5654	52,9604	33,10	41 Jarva, Esko
43	80	51,24	1,5613	52,8206	33,01	124 Havola, Jaakko I
44	134	88,32	1,5172	51,3296	32,08	54 Luostarinen, Jukka
45	81	54,94	1,4743	49,8791	31,17	40 Vähälä, Pasi A
46	100	67,96	1,4715	49,7816	31,11	56 Otsamo, Antti

STANDARD -- Overall Stage Results

Porkka Pistol 2008

Printed elokuu 25, 2008 at 16:29



Stage 3 -- Stage 3

	PTS	TIME	HIT FACTOR	STAGE POINTS	STAGE PERCENT	COMPETITOR # Name
47	82	57,08	1,4366	48,6018	30,38	37 Kylmäniemi, Jarkko
48	105	82,01	1,2803	43,3156	27,07	59 Salomaa, Ismo A
49	69	55,42	1,2450	42,1216	26,33	32 Vellonen, Sami
50	77	66,69	1,1546	39,0618	24,41	79 Frantti, Pertti
51	13	49,57	0,2623	8,8725	5,55	73 Kaskela, Toni
52	0	0,00	0,0000	0,0000	0,00	57 Kahelin, Miika
53	0	22,53	0,0000	0,0000	0,00	64 Piepponen, Petteri 2237

PRODUCTION -- Overall Stage Results

Porkka Pistol 2008

Printed elokuu 25, 2008 at 16:29




Stage 3 -- Stage 3

	PTS	TIME	HIT FACTOR	STAGE POINTS	STAGE PERCENT	COMPETITOR # Name
1	154	31,70	4,8580	160,0000	100,00	46 Manni, Matti
2	136	32,04	4,2447	139,7993	87,37	212 Nousiainen, Lauri
3	134	32,86	4,0779	134,3061	83,94	104 Mckeown, Timo
4	152	38,32	3,9666	130,6401	81,65	99 Vuorinen, Rami
5	150	40,42	3,7110	122,2231	76,39	210 Maunula, Hannu
6	152	41,62	3,6521	120,2818	75,18	134 Avdeev, Kirill
7	150	41,30	3,6320	119,6189	74,76	93 Lainiola, Teemu
8	154	42,83	3,5956	118,4217	74,01	129 Toroi, Timo
9	144	40,30	3,5732	117,6836	73,55	83 Laakso, Valtteri
10	146	41,01	3,5601	117,2524	73,28	141 Forsell, Tommi
11	136	41,34	3,2898	108,3495	67,72	106 Aromäki, Juha
12	123	41,44	2,9681	97,7561	61,10	138 Immonen, Juha
13	146	49,28	2,9627	97,5755	60,98	100 Kangas, Jukka P
14	144	49,65	2,9003	95,5216	59,70	211 Pitkänen, Antti
15	154	55,10	2,7949	92,0508	57,53	96 Pietilä, Tero
16	138	50,36	2,7403	90,2510	56,41	105 Reinikainen, Marko
17	113	43,71	2,5852	85,1444	53,22	126 Kalinen, Riku J
18	146	56,73	2,5736	84,7615	52,98	117 Talvisto, Markku
19	150	58,95	2,5445	83,8042	52,38	121 Hautala, Risto
20	135	53,40	2,5281	83,2628	52,04	92 Kilpiö, Jukka
21	126	49,86	2,5271	83,2294	52,02	98 Siitari, Sampo
22	112	45,22	2,4768	81,5729	50,98	120 Mäkelin, Raimo
23	85	34,48	2,4652	81,1914	50,74	108 Jokinen, Tuukka
24	138	56,40	2,4468	80,5858	50,37	111 Nurmi, Seppo T
25	140	58,95	2,3749	78,2173	48,89	300 Mattila, Sasu
26	135	58,31	2,3152	76,2516	47,66	109 Hursti, Marko
27	133	58,20	2,2852	75,2640	47,04	125 Kärkkäinen, Tero
28	91	40,66	2,2381	73,7110	46,07	90 Sievänen, Petri K
29	98	45,12	2,1720	71,5345	44,71	119 Puurunen, Sakari J
30	132	60,82	2,1703	71,4802	44,68	116 Juntunen, Matti
31	126	59,49	2,1180	69,7566	43,60	127 Nissinen, Renne T
32	98	48,01	2,0412	67,2284	42,02	82 Laivuori, Jarkko M
33	118	58,35	2,0223	66,6039	41,63	94 Mettiäinen, Tapani
34	118	58,38	2,0212	66,5697	41,61	88 Schlupp, Kaj K
35	152	75,36	2,0170	66,4295	41,52	86 Salmi, Eemeli
36	150	76,14	1,9701	64,8839	40,55	65 Kempas, Marko
37	96	48,99	1,9596	64,5390	40,34	102 Paavilainen, Karri
38	152	80,85	1,8800	61,9187	38,70	115 Hirvonen, Ludvig
39	78	42,04	1,8554	61,1069	38,19	123 Mäkinen, Mika (nosa) 2
40	79	43,41	1,8199	59,9371	37,46	110 Klaus, Niki S
41	81	45,31	1,7877	58,8775	36,80	122 Heiskanen, Henri
42	123	69,42	1,7718	58,3551	36,47	135 Wulff, Harri
43	91	51,53	1,7660	58,1621	36,35	130 Polishsuk, Andrei
44	110	63,01	1,7458	57,4965	35,94	103 Peussa, Yrjö
45	112	66,45	1,6855	55,5113	34,69	114 Laaksonen, Kari
46	89	53,52	1,6629	54,7687	34,23	107 Ekberg, Mikael

PRODUCTION -- Overall Stage Results

Porkka Pistol 2008

Printed elokuu 25, 2008 at 16:29



Stage 3 -- Stage 3

	PTS	TIME	HIT FACTOR	STAGE POINTS	STAGE PERCENT	COMPETITOR # Name
47	110	66,48	1,6546	54,4954	34,06	113 Nurmi, Aarne
48	158	97,75	1,6164	53,2352	33,27	133 Kyllönen, Pauli
49	106	68,32	1,5515	51,0995	31,94	53 Koljonen, Jussi
50	80	56,38	1,4189	46,7330	29,21	112 Hansson, Konsta
51	65	85,13	0,7635	25,1472	15,72	95 Heikkinen, Jari X
52	57	80,11	0,7115	23,4340	14,65	97 Juopperi, Jari
53	42	76,31	0,5504	18,1270	11,33	118 Kääriäinen, Tuomas

MODIFIED -- Overall Stage Results

Porkka Pistol 2008

Printed elokuu 25, 2008 at 16:29




Stage 3 -- Stage 3

	PTS	TIME	HIT FACTOR	STAGE POINTS	STAGE PERCENT	COMPETITOR # Name
1	146	41,27	3,5377	160,0000	100,00	13 Aalto, Jari T
2	142	41,06	3,4584	156,4123	97,76	139 Anttila, Janne
3	144	41,83	3,4425	155,6955	97,31	12 Matero, Ari
4	113	35,09	3,2203	145,6454	91,03	20 Appelsiin, Hannu
5	140	49,63	2,8209	127,5808	79,74	23 Malmborg, Kimmo G
6	126	46,27	2,7231	123,1608	76,98	14 Ylijoki, Mika
7	133	49,92	2,6643	120,4977	75,31	15 Nuutinen, Jari
8	120	45,44	2,6408	119,4385	74,65	17 Honkala, Ari
9	112	45,27	2,4740	111,8946	69,93	16 Kivi, Matti
10	112	59,45	1,8839	85,2055	53,25	24 Salminen, Timo
11	87	59,51	1,4619	66,1197	41,32	19 Mäkelä, Kaarlo
12	93	63,74	1,4591	65,9891	41,24	22 Vasara, Vesa R
13	107	79,35	1,3485	60,9872	38,12	18 Hasu, Jari

REVOLVER (STANDARD) -- Overall Stage Results

Porkka Pistol 2008

Printed elokuu 25, 2008 at 16:29



Stage 3 -- Stage 3

	PTS	TIME	HIT FACTOR	STAGE POINTS	STAGE PERCENT	COMPETITOR # Name
1	142	53,36	2,6612	160,0000	100,00	136 Vilén, Timo J

OPEN -- Overall Stage Results

Porkka Pistol 2008

Printed elokuu 25, 2008 at 16:29



Stage 4 -- Stage 4

	PTS	TIME	HIT FACTOR	STAGE POINTS	STAGE PERCENT	COMPETITOR # Name
1	45	4,60	9,7826	45,0000	100,00	2 Jumppanen, Vesa
2	44	5,28	8,3333	38,3333	85,19	11 Kosola, Vesa
3	45	5,79	7,7720	35,7513	79,45	10 Uronen, Hannu
4	44	5,95	7,3950	34,0168	75,59	6 Peippo, Matti
5	45	6,39	7,0423	32,3944	71,99	307 Lehtonen, Jani
6	44	6,49	6,7797	31,1864	69,30	7 Alenius, Jouni
7	44	7,08	6,2147	28,5876	63,53	3 Kadenius, Jyrki R
8	45	7,70	5,8442	26,8831	59,74	201 Partanen, Simo
9	44	7,88	5,5838	25,6853	57,08	207 Leikos, Jukka
10	45	9,21	4,8860	22,4756	49,95	203 Palmola, Toni
11	45	10,78	4,1744	19,2022	42,67	1 Kaartti, Jarmo
12	43	11,60	3,7069	17,0517	37,89	69 Rönberg, Stefan
13	43	11,71	3,6721	16,8915	37,54	205 Palmola, Rita I
14	45	14,90	3,0201	13,8926	30,87	202 Palmola, Risto
15	15	27,65	0,5425	2,4955	5,55	4 Koponen, Tommi

STANDARD -- Overall Stage Results

Porkka Pistol 2008

Printed elokuu 25, 2008 at 16:29



Stage 4 -- Stage 4

	PTS	TIME	HIT FACTOR	STAGE POINTS	STAGE PERCENT	COMPETITOR # Name
1	43	6,18	6,9579	45,0000	100,00	45 Marjoniemi, Esa
2	43	6,36	6,7610	43,7264	97,17	137 Hanhirova, Johannes
3	44	6,71	6,5574	42,4095	94,24	36 Riste, Mika J
4	45	7,15	6,2937	40,7042	90,45	173 Poikonen, Kristian
5	43	6,84	6,2865	40,6579	90,35	27 Hirvikallio, Risto
6	42	7,04	5,9659	38,5842	85,74	21 Kaislaranta, Mikael
7	45	7,69	5,8518	37,8459	84,10	8 Ruohonen, Tony R
8	44	7,92	5,5556	35,9302	79,84	43 Kuisma, Mikko
9	43	7,98	5,3885	34,8496	77,44	89 Marjavaara, Pieti J
10	41	7,93	5,1702	33,4382	74,31	30 Järvinen, Veli-matti
11	45	9,08	4,9559	32,0523	71,23	47 Kervinen, Ilkka
12	45	9,41	4,7821	30,9283	68,73	75 Vainio, Pentti
13	45	9,53	4,7219	30,5388	67,86	208 Gerasimoff, Jari
14	44	9,39	4,6858	30,3054	67,35	32 Vellonen, Sami
15	43	9,43	4,5599	29,4910	65,54	66 Kontulainen, Mika
16	45	9,98	4,5090	29,1618	64,80	80 Lappi-seppälä, Mikael
17	43	9,71	4,4284	28,6406	63,65	56 Otsamo, Antti
18	41	9,28	4,4181	28,5738	63,50	68 Rönöberg, Peter
19	43	9,91	4,3391	28,0626	62,36	39 Vainionpää, Atte
20	45	10,51	4,2816	27,6912	61,54	50 He, Weixiang
21	45	10,68	4,2135	27,2505	60,56	42 Salakari, Tomi
22	41	10,02	4,0918	26,4636	58,81	58 Partanen, Olli-pekka
23	43	10,54	4,0797	26,3852	58,63	72 Kääriä, Mika
24	45	11,20	4,0179	25,9853	57,75	78 Partanen, Jyrki
25	43	10,83	3,9705	25,6787	57,06	51 Mahlamäki, Visa
26	44	11,26	3,9076	25,2724	56,16	77 Sorri, Topi
27	44	11,42	3,8529	24,9183	55,37	52 Latopelto, Tuomo
28	45	11,75	3,8298	24,7689	55,04	40 Vähälä, Pasi A
29	43	11,59	3,7101	23,9948	53,32	62 Silventoinen, Pertti T
30	42	11,87	3,5383	22,8840	50,85	25 Westersträhle, Niklas K
31	44	12,45	3,5341	22,8568	50,79	81 Pakka, Aki
32	45	13,05	3,4483	22,3015	49,56	140 Pasanen, Tony
33	43	12,49	3,4428	22,2658	49,48	38 Mäkitalo, Jukka
34	43	12,53	3,4318	22,1947	49,32	34 Sihvola, Sami J
35	45	13,27	3,3911	21,9318	48,74	73 Kaskela, Toni
36	43	12,88	3,3385	21,5916	47,98	31 Kivelä, Jani
37	45	14,16	3,1780	20,5533	45,67	44 Torkkel, Janne
38	45	14,37	3,1315	20,2530	45,01	48 Helatie, Marko
39	43	14,87	2,8917	18,7021	41,56	26 Räisänen, Jouni
40	43	15,26	2,8178	18,2241	40,50	55 Kokkola, Kimmo
41	39	14,79	2,6369	17,0541	37,90	124 Havola, Jaakko I
42	44	17,11	2,5716	16,6316	36,96	33 Sokura, Tapio
43	41	17,23	2,3796	15,3897	34,20	37 Kylmäniemi, Jarkko
44	39	18,51	2,1070	13,6267	30,28	29 Kaihola, Mikael
45	45	24,50	1,8367	11,8790	26,40	54 Luostarinen, Jukka
46	45	26,58	1,6930	10,9494	24,33	74 Asikainen, Mikko

STANDARD -- Overall Stage Results

Porkka Pistol 2008

Printed elokuu 25, 2008 at 16:29



Stage 4 -- Stage 4

	PTS	TIME	HIT FACTOR	STAGE POINTS	STAGE PERCENT	COMPETITOR # Name
47	41	27,32	1,5007	9,7059	21,57	63 Riihimaa, Mika
48	29	22,64	1,2809	8,2843	18,41	70 Kronqvist, Jyrki
49	44	53,36	0,8246	5,3330	11,85	41 Jarva, Esko
50	27	40,18	0,6720	4,3460	9,66	59 Salomaa, Ismo A
51	15	34,24	0,4381	2,8333	6,30	79 Frantti, Pertti
52	0	0,00	0,0000	0,0000	0,00	57 Kahelin, Miika
53	0	18,09	0,0000	0,0000	0,00	64 Piepponen, Petteri 2237

PRODUCTION -- Overall Stage Results

Porkka Pistol 2008

Printed elokuu 25, 2008 at 16:29




Stage 4 -- Stage 4

	PTS	TIME	HIT FACTOR	STAGE POINTS	STAGE PERCENT	COMPETITOR # Name
1	39	4,77	8,1761	45,0000	100,00	46 Manni, Matti
2	45	7,63	5,8978	32,4604	72,13	212 Nousiainen, Lauri
3	45	7,65	5,8824	32,3756	71,95	100 Kangas, Jukka P
4	45	8,11	5,5487	30,5392	67,86	99 Vuorinen, Rami
5	43	7,97	5,3952	29,6945	65,99	210 Maunula, Hannu
6	45	8,48	5,3066	29,2067	64,90	129 Toroi, Timo
7	45	8,49	5,3004	29,1723	64,83	88 Schlupp, Kaj K
8	43	8,16	5,2696	29,0031	64,45	107 Ekberg, Mikael
9	45	8,88	5,0676	27,8911	61,98	141 Forsell, Tommi
10	43	8,55	5,0292	27,6802	61,51	93 Lainiola, Teemu
11	43	8,96	4,7991	26,4135	58,70	111 Nurmi, Seppo T
12	43	8,97	4,7938	26,3841	58,63	104 Mckeown, Timo
13	43	9,15	4,6995	25,8651	57,48	92 Kilpiö, Jukka
14	39	8,40	4,6429	25,5536	56,79	108 Jokinen, Tuukka
15	43	10,29	4,1788	22,9995	51,11	83 Laakso, Valtteri
16	45	10,83	4,1551	22,8692	50,82	117 Talvisto, Markku
17	43	10,74	4,0037	22,0359	48,97	135 Wulff, Harri
18	41	10,27	3,9922	21,9725	48,83	138 Immonen, Juha
19	45	11,61	3,8760	21,3327	47,41	121 Hautala, Risto
20	43	11,13	3,8634	21,2637	47,25	127 Nissinen, Renne T
21	43	11,33	3,7952	20,8884	46,42	106 Aromäki, Juha
22	45	11,94	3,7688	20,7431	46,10	109 Hursti, Marko
23	41	11,14	3,6804	20,2565	45,01	211 Pitkänen, Antti
24	45	12,53	3,5914	19,7664	43,93	134 Avdeev, Kirill
25	45	12,59	3,5743	19,6722	43,72	114 Laaksonen, Kari
26	43	12,16	3,5362	19,4626	43,25	113 Nurmi, Aarne
27	45	13,31	3,3809	18,6080	41,35	96 Pietilä, Tero
28	45	13,35	3,3708	18,5523	41,23	82 Laivuori, Jarkko M
29	43	13,20	3,2576	17,9292	39,84	98 Siitari, Sampo
30	37	11,40	3,2456	17,8634	39,70	125 Kärkkäinen, Tero
31	43	13,42	3,2042	17,6353	39,19	126 Kalinen, Riku J
32	45	14,16	3,1780	17,4910	38,87	130 Polishsuk, Andrei
33	43	13,73	3,1318	17,2371	38,30	103 Peussa, Yrjö
34	43	13,90	3,0935	17,0263	37,84	122 Heiskanen, Henri
35	45	14,93	3,0141	16,5890	36,86	105 Reinikainen, Marko
36	43	14,29	3,0091	16,5616	36,80	123 Mäkinen, Mika (nosa) 2
37	41	13,63	3,0081	16,5560	36,79	119 Puurunen, Sakari J
38	43	14,38	2,9903	16,4580	36,57	86 Salmi, Eemeli
39	41	14,12	2,9037	15,9814	35,51	90 Sievänen, Petri K
40	39	13,70	2,8467	15,6679	34,82	300 Mattila, Sasu
41	30	10,83	2,7701	15,2461	33,88	102 Paavilainen, Karri
42	43	15,76	2,7284	15,0168	33,37	133 Kyllönen, Pauli
43	41	16,77	2,4448	13,4560	29,90	65 Kempas, Marko
44	45	19,81	2,2716	12,5024	27,78	115 Hirvonen, Ludvig
45	43	20,80	2,0673	11,3781	25,28	94 Mettiäinen, Tapani
46	41	22,49	1,8230	10,0337	22,30	110 Klaus, Niki S

PRODUCTION -- Overall Stage Results

Porkka Pistol 2008

Printed elokuu 25, 2008 at 16:29



Stage 4 -- Stage 4

	PTS	TIME	HIT FACTOR	STAGE POINTS	STAGE PERCENT	COMPETITOR # Name
47	41	23,09	1,7757	9,7730	21,72	120 Mäkelin, Raimo
48	43	26,37	1,6306	8,9748	19,94	97 Juopperi, Jari
49	30	18,61	1,6120	8,8724	19,72	53 Koljonen, Jussi
50	37	25,98	1,4242	7,8384	17,42	116 Juntunen, Matti
51	30	26,08	1,1503	6,3311	14,07	118 Kääriäinen, Tuomas
52	43	55,48	0,7751	4,2658	9,48	112 Hansson, Konsta
53	15	37,25	0,4027	2,2163	4,93	95 Heikkinen, Jari X

MODIFIED -- Overall Stage Results

Porkka Pistol 2008

Printed elokuu 25, 2008 at 16:29




Stage 4 -- Stage 4

	PTS	TIME	HIT FACTOR	STAGE POINTS	STAGE PERCENT	COMPETITOR # Name
1	43	7,24	5,9392	45,0000	100,00	15 Nuutinen, Jari
2	44	7,64	5,7592	43,6357	96,97	16 Kivi, Matti
3	43	8,12	5,2956	40,1231	89,16	20 Appelsiin, Hannu
4	45	8,55	5,2632	39,8776	88,62	12 Matero, Ari
5	45	8,90	5,0562	38,3094	85,13	17 Honkala, Ari
6	43	8,98	4,7884	36,2806	80,62	13 Aalto, Jari T
7	45	10,71	4,2017	31,8351	70,74	24 Salminen, Timo
8	43	10,72	4,0112	30,3918	67,54	19 Mäkelä, Kaarlo
9	41	16,88	2,4289	18,4032	40,90	14 Ylijoki, Mika
10	44	19,09	2,3049	17,4634	38,81	23 Malmborg, Kimmo G
11	45	33,73	1,3341	10,1083	22,46	22 Vasara, Vesa R
12	15	15,30	0,9804	7,4282	16,51	18 Hasu, Jari
13	0	49,22	0,0000	0,0000	0,00	139 Anttila, Janne

REVOLVER (STANDARD) -- Overall Stage Results

Porkka Pistol 2008

Printed elokuu 25, 2008 at 16:29



Stage 4 -- Stage 4

	PTS	TIME	HIT FACTOR	STAGE POINTS	STAGE PERCENT	COMPETITOR # Name
1	45	14,76	3,0488	45,0000	100,00	136 Vilén, Timo J

OPEN -- Overall Stage Results

Porkka Pistol 2008

Printed elokuu 25, 2008 at 16:29



Stage 5 -- Stage 5 - Asenurkka

	PTS	TIME	HIT FACTOR	STAGE POINTS	STAGE PERCENT	COMPETITOR # Name
1	60	8,73	6,8729	60,0000	100,00	2 Jumppanen, Vesa
2	60	9,48	6,3291	55,2532	92,09	10 Uronen, Hannu
3	60	11,76	5,1020	44,5408	74,23	202 Palmola, Risto
4	60	12,27	4,8900	42,6895	71,15	307 Lehtonen, Jani
5	60	13,32	4,5045	39,3243	65,54	11 Kosola, Vesa
6	60	13,62	4,4053	38,4581	64,10	207 Leikos, Jukka
7	60	13,82	4,3415	37,9016	63,17	6 Peippo, Matti
8	60	15,61	3,8437	33,5554	55,93	201 Partanen, Simo
9	60	16,05	3,7383	32,6355	54,39	3 Kadenius, Jyrki R
10	60	17,27	3,4742	30,3301	50,55	205 Palmola, Rita I
11	60	19,84	3,0242	26,4012	44,00	69 Rönöberg, Stefan
12	60	21,71	2,7637	24,1271	40,21	1 Kaartti, Jarmo
13	60	22,52	2,6643	23,2593	38,77	7 Alenius, Jouni
14	60	34,85	1,7217	15,0301	25,05	4 Koponen, Tommi
15	0	4,52	0,0000	0,0000	0,00	203 Palmola, Toni

STANDARD -- Overall Stage Results

Porkka Pistol 2008

Printed elokuu 25, 2008 at 16:29



Stage 5 -- Stage 5 - Asenurkka

	PTS	TIME	HIT FACTOR	STAGE POINTS	STAGE PERCENT	COMPETITOR # Name
1	60	13,28	4,5181	60,0000	100,00	43 Kuisma, Mikko
2	60	13,85	4,3321	57,5307	95,88	45 Marjoniemi, Esa
3	60	13,86	4,3290	57,4892	95,82	36 Riste, Mika J
4	60	14,43	4,1580	55,2183	92,03	21 Kaislaranta, Mikael
5	60	16,31	3,6787	48,8535	81,42	27 Hirvikallio, Risto
6	60	17,02	3,5253	46,8155	78,03	50 He, Weixiang
7	60	17,19	3,4904	46,3525	77,25	8 Ruohonen, Tony R
8	60	17,66	3,3975	45,1189	75,20	77 Sorri, Topi
9	60	17,84	3,3632	44,6637	74,44	173 Poikonen, Kristian
10	60	17,88	3,3557	44,5638	74,27	42 Salakari, Tomi
11	60	18,02	3,3296	44,2175	73,70	55 Kokkola, Kimmo
12	60	18,67	3,2137	42,6781	71,13	89 Marjavaara, Pieti J
13	60	18,95	3,1662	42,0475	70,08	47 Kervinen, Ilkka
14	60	19,09	3,1430	41,7391	69,57	44 Torkkel, Janne
15	60	19,56	3,0675	40,7362	67,89	208 Gerasimoff, Jari
16	60	20,15	2,9777	39,5434	65,91	78 Partanen, Jyrki
17	60	20,71	2,8972	38,4742	64,12	39 Vainionpää, Atte
18	60	20,78	2,8874	38,3446	63,91	51 Mahlamäki, Visa
19	60	21,34	2,8116	37,3383	62,23	74 Asikainen, Mikko
20	60	21,53	2,7868	37,0088	61,68	62 Silventoinen, Pertti T
21	60	21,68	2,7675	36,7528	61,25	48 Helatie, Marko
22	60	21,87	2,7435	36,4335	60,72	66 Kontulainen, Mika
23	60	22,07	2,7186	36,1033	60,17	38 Mäkitalo, Jukka
24	60	22,44	2,6738	35,5080	59,18	137 Hanhirova, Johannes
25	60	23,11	2,5963	34,4786	57,46	29 Kaihola, Mikael
26	60	23,84	2,5168	33,4228	55,70	75 Vainio, Pentti
27	60	24,79	2,4203	32,1420	53,57	40 Vähälä, Pasi A
28	60	25,13	2,3876	31,7071	52,85	33 Sokura, Tapio
29	60	25,40	2,3622	31,3701	52,28	80 Lappi-seppälä, Mikael
30	60	25,98	2,3095	30,6697	51,12	30 Järvinen, Veli-matti
31	60	26,22	2,2883	30,3890	50,65	140 Pasanen, Tony
32	60	26,46	2,2676	30,1134	50,19	56 Otsamo, Antti
33	60	26,52	2,2624	30,0452	50,08	25 Westersträhle, Niklas K
34	60	26,73	2,2447	29,8092	49,68	72 Kääriä, Mika
35	60	29,22	2,0534	27,2690	45,45	70 Kronqvist, Jyrki
36	60	32,03	1,8732	24,8767	41,46	26 Räisänen, Jouni
37	60	32,18	1,8645	24,7607	41,27	81 Pakka, Aki
38	60	32,21	1,8628	24,7377	41,23	58 Partanen, Olli-pekka
39	60	32,63	1,8388	24,4192	40,70	63 Riihimaa, Mika
40	60	33,91	1,7694	23,4975	39,16	124 Havola, Jaakko I
41	60	35,55	1,6878	22,4135	37,36	32 Vellonen, Sami
42	60	37,08	1,6181	21,4887	35,81	31 Kivelä, Jani
43	60	39,19	1,5310	20,3317	33,89	34 Sihvola, Sami J
44	60	39,36	1,5244	20,2439	33,74	52 Latopelto, Tuomo
45	60	44,02	1,3630	18,1009	30,17	73 Kaskela, Toni
46	45	36,66	1,2275	16,3011	27,17	68 Rönöberg, Peter

STANDARD -- Overall Stage Results

Porkka Pistol 2008

Printed elokuu 25, 2008 at 16:29



Stage 5 -- Stage 5 - Asenurkka

	PTS	TIME	HIT FACTOR	STAGE POINTS	STAGE PERCENT	COMPETITOR # Name
47	60	50,80	1,1811	15,6850	26,14	54 Luostarinen, Jukka
48	60	51,62	1,1623	15,4359	25,73	59 Salomaa, Ismo A
49	60	53,62	1,1190	14,8601	24,77	41 Jarva, Esko
50	60	60,91	0,9851	13,0816	21,80	37 Kylmäniemi, Jarkko
51	0	0,00	0,0000	0,0000	0,00	57 Kahelin, Miika
52	0	89,64	0,0000	0,0000	0,00	79 Frantti, Pertti
53	0	21,32	0,0000	0,0000	0,00	64 Piepponen, Petteri 2237

PRODUCTION -- Overall Stage Results

Porkka Pistol 2008

Printed elokuu 25, 2008 at 16:29



Stage 5 -- Stage 5 - Asenurkka

	PTS	TIME	HIT FACTOR	STAGE POINTS	STAGE PERCENT	COMPETITOR # Name
1	60	13,18	4,5524	60,0000	100,00	108 Jokinen, Tuukka
2	60	13,22	4,5386	59,8185	99,70	129 Toroi, Timo
3	60	13,86	4,3290	57,0563	95,09	46 Manni, Matti
4	60	13,91	4,3134	56,8512	94,75	212 Nousiainen, Lauri
5	60	13,93	4,3073	56,7696	94,62	111 Nurmi, Seppo T
6	60	14,82	4,0486	53,3603	88,93	104 Mckeown, Timo
7	60	15,51	3,8685	50,9865	84,98	99 Vuorinen, Rami
8	60	15,94	3,7641	49,6110	82,69	100 Kangas, Jukka P
9	60	16,01	3,7477	49,3941	82,32	210 Maunula, Hannu
10	60	16,33	3,6742	48,4262	80,71	83 Laakso, Valtteri
11	60	17,61	3,4072	44,9063	74,84	93 Lainiola, Teemu
12	60	17,66	3,3975	44,7792	74,63	82 Laivuori, Jarkko M
13	60	17,81	3,3689	44,4020	74,00	119 Puurunen, Sakari J
14	60	18,93	3,1696	41,7750	69,62	92 Kilpiö, Jukka
15	60	18,96	3,1646	41,7089	69,51	107 Ekberg, Mikael
16	60	19,21	3,1234	41,1661	68,61	88 Schlupp, Kaj K
17	60	19,47	3,0817	40,6163	67,69	106 Aromäki, Juha
18	60	19,71	3,0441	40,1218	66,87	123 Mäkinen, Mika (nosa) 2
19	60	20,23	2,9659	39,0905	65,15	94 Mettiäinen, Tapani
20	60	20,31	2,9542	38,9365	64,89	138 Immonen, Juha
21	60	20,61	2,9112	38,3697	63,95	109 Hursti, Marko
22	60	21,26	2,8222	37,1966	61,99	102 Paavilainen, Karri
23	60	21,31	2,8156	37,1093	61,85	117 Talvisto, Markku
24	60	21,80	2,7523	36,2752	60,46	134 Avdeev, Kirill
25	60	22,02	2,7248	35,9128	59,85	211 Pitkänen, Antti
26	60	22,56	2,6596	35,0532	58,42	121 Hautala, Risto
27	60	22,97	2,6121	34,4275	57,38	113 Nurmi, Aarne
28	60	23,62	2,5402	33,4801	55,80	98 Siitari, Sampo
29	60	24,61	2,4380	32,1333	53,56	126 Kalinen, Riku J
30	60	25,43	2,3594	31,0971	51,83	97 Juopperi, Jari
31	60	25,45	2,3576	31,0727	51,79	141 Forsell, Tommi
32	60	25,55	2,3483	30,9511	51,59	125 Kärkkäinen, Tero
33	60	25,72	2,3328	30,7465	51,24	96 Pietilä, Tero
34	60	25,93	2,3139	30,4975	50,83	130 Polishsuk, Andrei
35	60	26,41	2,2719	29,9432	49,91	86 Salmi, Eemeli
36	60	27,89	2,1513	28,3542	47,26	105 Reinikainen, Marko
37	60	29,71	2,0195	26,6173	44,36	300 Mattila, Sasu
38	60	30,51	1,9666	25,9194	43,20	116 Juntunen, Matti
39	60	31,03	1,9336	25,4850	42,48	114 Laaksonen, Kari
40	60	31,16	1,9255	25,3787	42,30	133 Kyllönen, Pauli
41	60	31,19	1,9237	25,3543	42,26	122 Heiskanen, Henri
42	60	32,84	1,8270	24,0804	40,13	53 Koljonen, Jussi
43	60	33,55	1,7884	23,5708	39,28	103 Peussa, Yrjö
44	60	33,72	1,7794	23,4520	39,09	127 Nissinen, Renne T
45	60	36,76	1,6322	21,5125	35,85	90 Sievänen, Petri K
46	60	40,95	1,4652	19,3114	32,19	135 Wulff, Harri

PRODUCTION -- Overall Stage Results

Porkka Pistol 2008

Printed elokuu 25, 2008 at 16:29




Stage 5 -- Stage 5 - Asenurkka

	PTS	TIME	HIT FACTOR	STAGE POINTS	STAGE PERCENT	COMPETITOR # Name
47	60	41,72	1,4382	18,9549	31,59	110 Klaus, Niki S
48	60	44,62	1,3447	17,7230	29,54	95 Heikkinen, Jari X
49	60	46,74	1,2837	16,9191	28,20	120 Mäkelin, Raimo
50	60	52,67	1,1392	15,0142	25,02	115 Hirvonen, Ludvig
51	60	53,36	1,1244	14,8201	24,70	65 Kempas, Marko
52	60	53,37	1,1242	14,8173	24,70	112 Hansson, Konsta
53	45	69,34	0,6490	8,5535	14,26	118 Kääriäinen, Tuomas

MODIFIED -- Overall Stage Results

Porkka Pistol 2008

Printed elokuu 25, 2008 at 16:29



Stage 5 -- Stage 5 - Asenurkka

	PTS	TIME	HIT FACTOR	STAGE POINTS	STAGE PERCENT	COMPETITOR # Name
1	60	14,70	4,0816	60,0000	100,00	20 Appelsiin, Hannu
2	45	11,41	3,9439	57,9755	96,63	13 Aalto, Jari T
3	60	18,85	3,1830	46,7905	77,98	16 Kivi, Matti
4	60	19,68	3,0488	44,8171	74,70	139 Anttila, Janne
5	60	20,46	2,9326	43,1085	71,85	15 Nuutinen, Jari
6	60	21,34	2,8116	41,3308	68,88	17 Honkala, Ari
7	60	22,61	2,6537	39,0093	65,02	12 Matero, Ari
8	60	23,33	2,5718	37,8054	63,01	22 Vasara, Vesa R
9	60	24,22	2,4773	36,4162	60,69	24 Salminen, Timo
10	60	34,29	1,7498	25,7218	42,87	23 Malmborg, Kimmo G
11	60	34,36	1,7462	25,6694	42,78	18 Hasu, Jari
12	60	35,21	1,7041	25,0497	41,75	19 Mäkelä, Kaarlo
13	60	47,97	1,2508	18,3865	30,64	14 Ylijoki, Mika

REVOLVER (STANDARD) -- Overall Stage Results

Porkka Pistol 2008

Printed elokuu 25, 2008 at 16:29




Stage 5 -- Stage 5 - Asenurkka

	PTS	TIME	HIT FACTOR	STAGE POINTS	STAGE PERCENT	COMPETITOR # Name
1	60	35,81	1,6755	60,0000	100,00	136 Vilén, Timo J

OPEN -- Overall Stage Results

Porkka Pistol 2008

Printed elokuu 25, 2008 at 16:29



Stage 6 -- Stage 6

	PTS	TIME	HIT FACTOR	STAGE POINTS	STAGE PERCENT	COMPETITOR # Name
1	60	11,88	5,0505	60,0000	100,00	2 Jumppanen, Vesa
2	55	11,22	4,9020	58,2353	97,06	3 Kadenius, Jyrki R
3	54	11,38	4,7452	56,3726	93,95	10 Uronen, Hannu
4	57	14,06	4,0541	48,1622	80,27	202 Palmola, Risto
5	57	14,25	4,0000	47,5200	79,20	11 Kosola, Vesa
6	48	12,24	3,9216	46,5882	77,65	307 Lehtonen, Jani
7	55	14,12	3,8952	46,2748	77,12	207 Leikos, Jukka
8	52	13,93	3,7330	44,3475	73,91	203 Palmola, Toni
9	52	14,07	3,6958	43,9062	73,18	6 Peippo, Matti
10	51	17,32	2,9446	34,9815	58,30	1 Kaartti, Jarmo
11	44	17,71	2,4845	29,5155	49,19	7 Alenius, Jouni
12	39	16,56	2,3551	27,9783	46,63	201 Partanen, Simo
13	54	24,86	2,1722	25,8053	43,01	205 Palmola, Rita I
14	46	22,34	2,0591	24,4620	40,77	4 Koponen, Tommi
15	30	16,96	1,7689	21,0142	35,02	69 Rönberg, Stefan

STANDARD -- Overall Stage Results**Porkka Pistol 2008**

Printed elokuu 25, 2008 at 16:29

**Stage 6 -- Stage 6**

	PTS	TIME	HIT FACTOR	STAGE POINTS	STAGE PERCENT	COMPETITOR # Name
1	55	13,44	4,0923	60,0000	100,00	36 Riste, Mika J
2	53	13,50	3,9259	57,5612	95,94	173 Poikonen, Kristian
3	54	14,12	3,8244	56,0721	93,45	8 Ruohonen, Tony R
4	57	15,50	3,6774	53,9177	89,86	39 Vainionpää, Atte
5	51	13,96	3,6533	53,5639	89,27	30 Järvinen, Veli-matti
6	54	14,91	3,6217	53,1012	88,50	89 Marjavaara, Pieti J
7	53	15,39	3,4438	50,4923	84,15	47 Kervinen, Ilkka
8	50	15,07	3,3179	48,6457	81,08	137 Hanhirova, Johannes
9	55	16,88	3,2583	47,7725	79,62	43 Kuisma, Mikko
10	50	15,38	3,2510	47,6652	79,44	51 Mahlamäki, Visa
11	55	16,92	3,2506	47,6596	79,43	40 Vähälä, Pasi A
12	56	17,40	3,2184	47,1875	78,65	75 Vainio, Pentti
13	52	16,17	3,2158	47,1499	78,58	68 Rönneberg, Peter
14	55	17,27	3,1847	46,6937	77,82	32 Vellonen, Sami
15	56	17,69	3,1656	46,4139	77,36	77 Sorri, Topi
16	56	18,24	3,0702	45,0144	75,02	72 Kääriä, Mika
17	50	16,72	2,9904	43,8451	73,08	27 Hirvikallio, Risto
18	55	18,64	2,9506	43,2618	72,10	42 Salakari, Tomi
19	52	17,69	2,9395	43,0986	71,83	124 Havola, Jaakko I
20	56	19,94	2,8084	41,1766	68,63	50 He, Weixiang
21	56	20,43	2,7411	40,1890	66,98	66 Kontulainen, Mika
22	46	16,83	2,7332	40,0739	66,79	78 Partanen, Jyrki
23	52	19,39	2,6818	39,3200	65,53	38 Mäkitalo, Jukka
24	55	20,69	2,6583	38,9753	64,96	58 Partanen, Olli-pekka
25	48	18,49	2,5960	38,0620	63,44	55 Kokkola, Kimmo
26	43	16,65	2,5826	37,8654	63,11	81 Pakka, Aki
27	58	22,61	2,5652	37,6110	62,69	208 Gerasimoff, Jari
28	52	22,23	2,3392	34,2966	57,16	56 Otsamo, Antti
29	44	19,09	2,3049	33,7936	56,32	34 Sihvola, Sami J
30	42	18,28	2,2976	33,6869	56,14	74 Asikainen, Mikko
31	39	17,72	2,2009	32,2692	53,78	48 Helatie, Marko
32	26	13,23	1,9652	28,8139	48,02	45 Marjonieniemi, Esa
33	42	22,31	1,8826	27,6018	46,00	26 Räisänen, Jouni
34	46	24,63	1,8676	27,3830	45,64	52 Latopelto, Tuomo
35	26	14,68	1,7711	25,9678	43,28	21 Kaislaranta, Mikael
36	35	20,46	1,7107	25,0813	41,80	62 Silventoinen, Pertti T
37	26	16,41	1,5844	23,2302	38,72	80 Lappi-seppälä, Mikael
38	35	23,73	1,4749	21,6251	36,04	41 Jarva, Esko
39	24	16,67	1,4397	21,1088	35,18	31 Kivelä, Jani
40	32	24,99	1,2805	18,7746	31,29	73 Kaskela, Toni
41	22	22,21	0,9905	14,5232	24,21	63 Riihimaa, Mika
42	19	24,25	0,7835	11,4876	19,15	54 Luostarinen, Jukka
43	18	24,78	0,7264	10,6502	17,75	140 Pasanen, Tony
44	16	25,83	0,6194	9,0820	15,14	33 Sokura, Tapio
45	10	20,64	0,4845	7,1036	11,84	44 Torkkel, Janne
46	0	23,61	0,0000	0,0000	0,00	70 Kronqvist, Jyrki

STANDARD -- Overall Stage Results

Porkka Pistol 2008

Printed elokuu 25, 2008 at 16:29



Stage 6 -- Stage 6

	PTS	TIME	HIT FACTOR	STAGE POINTS	STAGE PERCENT	COMPETITOR # Name
47	0	0,00	0,0000	0,0000	0,00	57 Kahelin, Miika
48	0	21,43	0,0000	0,0000	0,00	25 Westersträhle, Niklas K
49	0	20,67	0,0000	0,0000	0,00	79 Frantti, Pertti
50	0	25,23	0,0000	0,0000	0,00	29 Kaihola, Mikael
51	0	21,22	0,0000	0,0000	0,00	37 Kylmäniemi, Jarkko

PRODUCTION -- Overall Stage Results

Porkka Pistol 2008

Printed elokuu 25, 2008 at 16:29



Stage 6 -- Stage 6

	PTS	TIME	HIT FACTOR	STAGE POINTS	STAGE PERCENT	COMPETITOR # Name
1	54	12,27	4,4010	60,0000	100,00	46 Manni, Matti
2	56	13,18	4,2489	57,9261	96,54	104 Mckeown, Timo
3	50	15,07	3,3179	45,2334	75,39	111 Nurmi, Seppo T
4	50	15,53	3,2196	43,8935	73,16	100 Kangas, Jukka P
5	54	16,88	3,1991	43,6137	72,69	129 Toroi, Timo
6	46	14,55	3,1615	43,1019	71,84	212 Nousiainen, Lauri
7	54	18,19	2,9687	40,4728	67,45	123 Mäkinen, Mika (nosa) 2
8	52	18,06	2,8793	39,2543	65,42	108 Jokinen, Tuukka
9	46	16,23	2,8343	38,6404	64,40	83 Laakso, Valtteri
10	48	17,19	2,7923	38,0686	63,45	107 Ekberg, Mikael
11	52	19,08	2,7254	37,1558	61,93	210 Maunula, Hannu
12	58	21,50	2,6977	36,7783	61,30	117 Talvisto, Markku
13	56	21,55	2,5986	35,4277	59,05	90 Sievänen, Petri K
14	50	19,33	2,5867	35,2647	58,77	138 Immonen, Juha
15	48	18,65	2,5737	35,0885	58,48	125 Kärkkäinen, Tero
16	48	18,65	2,5737	35,0885	58,48	122 Heiskanen, Henri
17	41	16,05	2,5545	34,8266	58,04	141 Forsell, Tommi
18	50	20,46	2,4438	33,3170	55,53	96 Pietilä, Tero
19	56	23,29	2,4045	32,7809	54,63	135 Wulff, Harri
20	44	18,53	2,3745	32,3727	53,95	119 Puurunen, Sakari J
21	46	19,49	2,3602	32,1772	53,63	126 Kalinen, Riku J
22	60	25,69	2,3355	31,8412	53,07	121 Hautala, Risto
23	46	20,07	2,2920	31,2473	52,08	86 Salmi, Eemeli
24	50	22,07	2,2655	30,8866	51,48	114 Laaksonen, Kari
25	50	22,28	2,2442	30,5955	50,99	94 Mettiäinen, Tapani
26	42	19,31	2,1750	29,6530	49,42	211 Pitkänen, Antti
27	43	19,85	2,1662	29,5332	49,22	99 Vuorinen, Rami
28	56	27,16	2,0619	28,1100	46,85	116 Juntunen, Matti
29	33	16,26	2,0295	27,6691	46,12	92 Kilpiö, Jukka
30	41	20,53	1,9971	27,2268	45,38	88 Schlupp, Kaj K
31	33	16,73	1,9725	26,8918	44,82	93 Lainiola, Teemu
32	54	27,50	1,9636	26,7709	44,62	300 Mattila, Sasu
33	48	24,91	1,9269	26,2706	43,78	113 Nurmi, Aarne
34	38	20,93	1,8156	24,7523	41,25	120 Mäkelin, Raimo
35	32	17,69	1,8089	24,6618	41,10	106 Aromäki, Juha
36	38	22,86	1,6623	22,6626	37,77	102 Paavilainen, Karri
37	40	26,36	1,5175	20,6879	34,48	127 Nissinen, Renne T
38	37	24,64	1,5016	20,4721	34,12	65 Kempas, Marko
39	28	21,91	1,2780	17,4228	29,04	109 Hursti, Marko
40	25	20,24	1,2352	16,8396	28,07	53 Koljonen, Jussi
41	27	21,91	1,2323	16,8005	28,00	98 Siitari, Sampo
42	25	20,69	1,2083	16,4733	27,46	105 Reinikainen, Marko
43	56	47,30	1,1839	16,1409	26,90	133 Kyllönen, Pauli
44	37	33,34	1,1098	15,1300	25,22	130 Polishsuk, Andrei
45	25	22,65	1,1038	15,0478	25,08	134 Avdeev, Kirill
46	19	19,37	0,9809	13,3729	22,29	82 Laivuori, Jarkko M

PRODUCTION -- Overall Stage Results

Porkka Pistol 2008

Printed elokuu 25, 2008 at 16:29




Stage 6 -- Stage 6

	PTS	TIME	HIT FACTOR	STAGE POINTS	STAGE PERCENT	COMPETITOR # Name
47	29	31,15	0,9310	12,6923	21,15	103 Peussa, Yrjö
48	25	28,01	0,8925	12,1683	20,28	97 Juopperi, Jari
49	17	27,29	0,6229	8,4927	14,15	110 Klaus, Niki S
50	12	25,35	0,4734	6,4536	10,76	115 Hirvonen, Ludvig
51	2	23,05	0,0868	1,1829	1,97	95 Heikkinen, Jari X
52	0	23,61	0,0000	0,0000	0,00	112 Hansson, Konsta
53	0	30,89	0,0000	0,0000	0,00	118 Kääriäinen, Tuomas

MODIFIED -- Overall Stage Results

Porkka Pistol 2008

Printed elokuu 25, 2008 at 16:29



Stage 6 -- Stage 6

	PTS	TIME	HIT FACTOR	STAGE POINTS	STAGE PERCENT	COMPETITOR # Name
1	58	17,88	3,2438	60,0000	100,00	12 Matero, Ari
2	46	19,30	2,3834	44,0850	73,48	20 Appelsiin, Hannu
3	44	18,82	2,3379	43,2438	72,07	15 Nuutinen, Jari
4	42	18,11	2,3192	42,8965	71,49	17 Honkala, Ari
5	54	30,18	1,7893	33,0952	55,16	24 Salminen, Timo
6	56	32,02	1,7489	32,3487	53,91	13 Aalto, Jari T
7	37	22,98	1,6101	29,7812	49,64	19 Mäkelä, Kaarlo
8	33	21,15	1,5603	28,8599	48,10	139 Anttila, Janne
9	53	34,10	1,5543	28,7483	47,91	16 Kivi, Matti
10	27	17,93	1,5059	27,8531	46,42	14 Ylijoki, Mika
11	33	22,48	1,4680	27,1524	45,25	22 Vasara, Vesa R
12	21	20,53	1,0229	18,9200	31,53	23 Malmborg, Kimmo G
13	17	24,60	0,6911	12,7822	21,30	18 Hasu, Jari

REVOLVER (STANDARD) -- Overall Stage Results

Porkka Pistol 2008

Printed elokuu 25, 2008 at 16:29



Stage 6 -- Stage 6

	PTS	TIME	HIT FACTOR	STAGE POINTS	STAGE PERCENT	COMPETITOR # Name
1	38	21,44	1,7724	60,0000	100,00	136 Vilén, Timo J

OPEN -- Overall Stage Results

Porkka Pistol 2008

Printed elokuu 25, 2008 at 16:29



Stage 7 -- Stage 7

	PTS	TIME	HIT FACTOR	STAGE POINTS	STAGE PERCENT	COMPETITOR # Name
1	69	14,36	4,8050	90,0000	100,00	2 Jumppanen, Vesa
2	68	15,96	4,2607	79,8038	88,67	10 Uronen, Hannu
3	77	19,29	3,9917	74,7664	83,07	11 Kosola, Vesa
4	86	22,46	3,8290	71,7194	79,69	6 Peippo, Matti
5	81	22,72	3,5651	66,7766	74,20	207 Leikos, Jukka
6	80	22,80	3,5088	65,7208	73,02	7 Alenius, Jouni
7	82	27,43	2,9894	55,9933	62,21	203 Palmola, Toni
8	57	26,62	2,1412	40,1065	44,56	1 Kaartti, Jarmo
9	31	23,54	1,3169	24,6662	27,41	3 Kadenius, Jyrki R
10	25	27,24	0,9178	17,1902	19,10	307 Lehtonen, Jani
11	17	26,35	0,6452	12,0842	13,43	202 Palmola, Risto
12	12	28,87	0,4157	7,7854	8,65	201 Partanen, Simo
13	12	29,91	0,4012	7,5147	8,35	205 Palmola, Rita I
14	8	31,44	0,2545	4,7660	5,30	69 Rönberg, Stefan
15	0	36,57	0,0000	0,0000	0,00	4 Koponen, Tommi

STANDARD -- Overall Stage Results**Porkka Pistol 2008**

Printed elokuu 25, 2008 at 16:29

**Stage 7 -- Stage 7**

	PTS	TIME	HIT FACTOR	STAGE POINTS	STAGE PERCENT	COMPETITOR # Name
1	63	17,92	3,5156	90,0000	100,00	8 Ruohonen, Tony R
2	68	22,58	3,0115	77,0948	85,66	43 Kuisma, Mikko
3	70	23,67	2,9573	75,7076	84,12	47 Kervinen, Ilkka
4	57	24,69	2,3086	59,1008	65,67	21 Kaislaranta, Mikael
5	72	32,99	2,1825	55,8715	62,08	27 Hirvikallio, Risto
6	58	28,10	2,0641	52,8399	58,71	32 Vellonen, Sami
7	63	31,73	1,9855	50,8289	56,48	51 Mahlamäki, Visa
8	64	32,26	1,9839	50,7874	56,43	66 Kontulainen, Mika
9	55	28,90	1,9031	48,7197	54,13	50 He, Weixiang
10	51	27,61	1,8472	47,2872	52,54	55 Kokkola, Kimmo
11	53	30,62	1,7309	44,3109	49,23	208 Gerasimoff, Jari
12	51	29,55	1,7259	44,1827	49,09	77 Sorri, Topi
13	46	27,49	1,6733	42,8374	47,60	62 Silventoinen, Pertti T
14	37	24,34	1,5201	38,9154	43,24	42 Salakari, Tomi
15	29	21,98	1,3194	33,7762	37,53	45 Marjoniemi, Esa
16	68	51,67	1,3160	33,6907	37,43	56 Otsamo, Antti
17	29	22,35	1,2975	33,2170	36,91	36 Riste, Mika J
18	31	27,67	1,1203	28,6809	31,87	40 Vähälä, Pasi A
19	27	30,90	0,8738	22,3689	24,85	75 Vainio, Pentti
20	18	22,70	0,7930	20,2996	22,56	30 Järvinen, Veli-matti
21	17	24,95	0,6814	17,4429	19,38	89 Marjavaara, Pieti J
22	20	32,41	0,6171	15,7976	17,55	25 Westersträhle, Niklas K
23	6	21,15	0,2837	7,2624	8,07	173 Poikonen, Kristian
24	8	36,71	0,2179	5,5789	6,20	124 Havola, Jaakko I
25	5	25,94	0,1928	4,9345	5,48	68 Rönnerberg, Peter
26	7	37,33	0,1875	4,8004	5,33	38 Mäkitalo, Jukka
27	6	36,02	0,1666	4,2643	4,74	80 Lappi-seppälä, Mikael
28	0	33,43	0,0000	0,0000	0,00	48 Helatie, Marko
29	0	31,03	0,0000	0,0000	0,00	72 Kääriä, Mika
30	0	25,91	0,0000	0,0000	0,00	39 Vainionpää, Atte
31	0	34,56	0,0000	0,0000	0,00	29 Kaihola, Mikael
32	0	27,11	0,0000	0,0000	0,00	74 Asikainen, Mikko
33	0	35,40	0,0000	0,0000	0,00	58 Partanen, Olli-pekka
34	0	28,93	0,0000	0,0000	0,00	34 Sihvola, Sami J
35	0	52,97	0,0000	0,0000	0,00	70 Kronqvist, Jyrki
36	0	29,11	0,0000	0,0000	0,00	26 Räisänen, Jouni
37	0	26,03	0,0000	0,0000	0,00	81 Pakka, Aki
38	0	31,39	0,0000	0,0000	0,00	52 Latopelto, Tuomo
39	0	0,00	0,0000	0,0000	0,00	57 Kahelin, Miika
40	0	34,02	0,0000	0,0000	0,00	140 Pasanen, Tony
41	0	31,15	0,0000	0,0000	0,00	44 Torkkel, Janne
42	0	35,56	0,0000	0,0000	0,00	54 Luostarinen, Jukka
43	0	23,95	0,0000	0,0000	0,00	137 Hanhirova, Johannes
44	0	38,21	0,0000	0,0000	0,00	41 Jarva, Esko
45	0	23,45	0,0000	0,0000	0,00	63 Riihimaa, Mika
46	0	41,54	0,0000	0,0000	0,00	37 Kylmäniemi, Jarkko

STANDARD -- Overall Stage Results

Porkka Pistol 2008

Printed elokuu 25, 2008 at 16:29



Stage 7 -- Stage 7

	PTS	TIME	HIT FACTOR	STAGE POINTS	STAGE PERCENT	COMPETITOR # Name
47	0	28,46	0,0000	0,0000	0,00	73 Kaskela, Toni
48	0	39,69	0,0000	0,0000	0,00	33 Sokura, Tapio
49	0	32,48	0,0000	0,0000	0,00	79 Frantti, Pertti
50	0	35,11	0,0000	0,0000	0,00	31 Kivelä, Jani
51	0	34,83	0,0000	0,0000	0,00	78 Partanen, Jyrki
52	0	0,00	0,0000	0,0000	0,00	64 Piepponen, Petteri 2237

PRODUCTION -- Overall Stage Results

Porkka Pistol 2008

Printed elokuu 25, 2008 at 16:29



Stage 7 -- Stage 7

	PTS	TIME	HIT FACTOR	STAGE POINTS	STAGE PERCENT	COMPETITOR # Name
1	74	27,62	2,6792	90,0000	100,00	129 Toroi, Timo
2	53	24,28	2,1829	73,3266	81,47	107 Ekberg, Mikael
3	70	32,17	2,1759	73,0939	81,22	83 Laakso, Valtteri
4	43	22,52	1,9094	64,1408	71,27	93 Lainiola, Teemu
5	49	26,21	1,8695	62,8006	69,78	210 Maunula, Hannu
6	57	30,70	1,8567	62,3693	69,30	111 Nurmi, Seppo T
7	46	25,15	1,8290	61,4404	68,27	141 Forsell, Tommi
8	45	24,64	1,8263	61,3488	68,17	99 Vuorinen, Rami
9	45	24,83	1,8123	60,8794	67,64	104 Mckeown, Timo
10	40	32,99	1,2125	40,7298	45,26	134 Avdeev, Kirill
11	44	38,15	1,1533	38,7429	43,05	211 Pitkänen, Antti
12	32	27,87	1,1482	38,5698	42,86	90 Sievänen, Petri K
13	21	18,99	1,1058	37,1474	41,27	46 Manni, Matti
14	53	49,44	1,0720	36,0107	40,01	103 Peussa, Yrjö
15	44	45,41	0,9689	32,5488	36,17	100 Kangas, Jukka P
16	36	37,55	0,9587	32,2053	35,78	88 Schlupp, Kaj K
17	59	62,10	0,9501	31,9150	35,46	300 Mattila, Sasu
18	44	47,12	0,9338	31,3676	34,85	116 Juntunen, Matti
19	39	45,41	0,8588	28,8501	32,06	117 Talvisto, Markku
20	23	27,18	0,8462	28,4258	31,58	92 Kilpiö, Jukka
21	25	36,80	0,6793	22,8206	25,36	98 Siitari, Sampo
22	31	48,17	0,6436	21,6182	24,02	110 Klaus, Niki S
23	32	57,63	0,5553	18,6524	20,72	133 Kyllönen, Pauli
24	21	37,98	0,5529	18,5737	20,64	130 Polishsuk, Andrei
25	25	54,93	0,4551	15,2885	16,99	127 Nissinen, Renne T
26	19	44,85	0,4236	14,2307	15,81	115 Hirvonen, Ludvig
27	11	29,30	0,3754	12,6113	14,01	108 Jokinen, Tuukka
28	3	28,69	0,1046	3,5126	3,90	123 Mäkinen, Mika (nosa) 2
29	0	34,09	0,0000	0,0000	0,00	121 Hautala, Risto
30	0	43,24	0,0000	0,0000	0,00	86 Salmi, Eemeli
31	0	37,36	0,0000	0,0000	0,00	109 Hursti, Marko
32	0	29,89	0,0000	0,0000	0,00	94 Mettiäinen, Tapani
33	0	32,73	0,0000	0,0000	0,00	95 Heikkinen, Jari X
34	0	40,58	0,0000	0,0000	0,00	53 Koljonen, Jussi
35	0	33,65	0,0000	0,0000	0,00	65 Kempas, Marko
36	0	32,40	0,0000	0,0000	0,00	120 Mäkelin, Raimo
37	0	33,24	0,0000	0,0000	0,00	126 Kalinen, Riku J
38	0	32,22	0,0000	0,0000	0,00	119 Puurunen, Sakari J
39	0	26,47	0,0000	0,0000	0,00	82 Laivuori, Jarkko M
40	0	60,75	0,0000	0,0000	0,00	97 Juopperi, Jari
41	0	30,78	0,0000	0,0000	0,00	112 Hansson, Konsta
42	0	30,19	0,0000	0,0000	0,00	105 Reinikainen, Marko
43	0	25,17	0,0000	0,0000	0,00	113 Nurmi, Aarne
44	0	30,27	0,0000	0,0000	0,00	106 Aromäki, Juha
45	0	16,49	0,0000	0,0000	0,00	138 Immonen, Juha
46	0	22,33	0,0000	0,0000	0,00	125 Kärkkäinen, Tero

PRODUCTION -- Overall Stage Results

Porkka Pistol 2008

Printed elokuu 25, 2008 at 16:29



Stage 7 -- Stage 7

	PTS	TIME	HIT FACTOR	STAGE POINTS	STAGE PERCENT	COMPETITOR # Name
47	0	33,13	0,0000	0,0000	0,00	122 Heiskanen, Henri
48	0	40,79	0,0000	0,0000	0,00	135 Wulff, Harri
49	0	26,53	0,0000	0,0000	0,00	212 Nousiainen, Lauri
50	0	37,57	0,0000	0,0000	0,00	114 Laaksonen, Kari
51	0	37,58	0,0000	0,0000	0,00	102 Paavilainen, Karri
52	0	31,45	0,0000	0,0000	0,00	96 Pietilä, Tero
53	0	37,97	0,0000	0,0000	0,00	118 Kääriäinen, Tuomas

MODIFIED -- Overall Stage Results

Porkka Pistol 2008

Printed elokuu 25, 2008 at 16:29




Stage 7 -- Stage 7

	PTS	TIME	HIT FACTOR	STAGE POINTS	STAGE PERCENT	COMPETITOR # Name
1	74	23,05	3,2104	90,0000	100,00	12 Matero, Ari
2	68	42,76	1,5903	44,5813	49,53	18 Hasu, Jari
3	38	34,65	1,0967	30,7441	34,16	16 Kivi, Matti
4	26	25,88	1,0046	28,1638	31,29	13 Aalto, Jari T
5	26	36,42	0,7139	20,0131	22,24	139 Anttila, Janne
6	15	28,61	0,5243	14,6979	16,33	24 Salminen, Timo
7	13	26,17	0,4968	13,9258	15,47	20 Appelsiin, Hannu
8	5	27,91	0,1791	5,0222	5,58	17 Honkala, Ari
9	0	36,39	0,0000	0,0000	0,00	14 Ylijoki, Mika
10	0	56,59	0,0000	0,0000	0,00	15 Nuutinen, Jari
11	0	31,66	0,0000	0,0000	0,00	19 Mäkelä, Kaarlo
12	0	35,34	0,0000	0,0000	0,00	22 Vasara, Vesa R
13	0	40,91	0,0000	0,0000	0,00	23 Malmborg, Kimmo G

REVOLVER (STANDARD) -- Overall Stage Results

Porkka Pistol 2008

Printed elokuu 25, 2008 at 16:29



Stage 7 -- Stage 7

	PTS	TIME	HIT FACTOR	STAGE POINTS	STAGE PERCENT	COMPETITOR # Name
1	36	34,03	1,0579	90,0000	100,00	136 Vilén, Timo J

OPEN -- Overall Stage Results

Porkka Pistol 2008

Printed elokuu 25, 2008 at 16:29



Stage 8 -- Stage 8

	PTS	TIME	HIT FACTOR	STAGE POINTS	STAGE PERCENT	COMPETITOR # Name
1	136	23,78	5,7191	150,0000	100,00	11 Kosola, Vesa
2	139	25,16	5,5246	144,9000	96,60	10 Uronen, Hannu
3	130	24,20	5,3719	140,8939	93,93	2 Jumppanen, Vesa
4	127	25,33	5,0138	131,5021	87,67	3 Kadenius, Jyrki R
5	128	27,21	4,7042	123,3802	82,25	6 Peippo, Matti
6	144	30,69	4,6921	123,0636	82,04	7 Alenius, Jouni
7	122	26,62	4,5830	120,2032	80,14	202 Palmola, Risto
8	143	31,97	4,4729	117,3161	78,21	207 Leikos, Jukka
9	144	32,23	4,4679	117,1835	78,12	203 Palmola, Toni
10	120	29,02	4,1351	108,4546	72,30	307 Lehtonen, Jani
11	142	37,54	3,7826	99,2106	66,14	201 Partanen, Simo
12	141	39,73	3,5490	93,0818	62,05	1 Kaartti, Jarmo
13	124	39,46	3,1424	82,4193	54,95	69 Rönneberg, Stefan
14	140	45,78	3,0581	80,2078	53,47	205 Palmola, Rita I
15	92	44,10	2,0862	54,7159	36,48	4 Koponen, Tommi

STANDARD -- Overall Stage Results**Porkka Pistol 2008**

Printed elokuu 25, 2008 at 16:29

**Stage 8 -- Stage 8**

	PTS	TIME	HIT FACTOR	STAGE POINTS	STAGE PERCENT	COMPETITOR # Name
1	148	27,52	5,3779	150,0000	100,00	8 Ruohonen, Tony R
2	146	27,36	5,3363	148,8383	99,23	173 Poikonen, Kristian
3	137	27,09	5,0572	141,0553	94,04	21 Kaislaranta, Mikael
4	142	28,28	5,0212	140,0512	93,37	43 Kuisma, Mikko
5	122	24,62	4,9553	138,2133	92,14	45 Marjoniemi, Esa
6	140	29,16	4,8011	133,9117	89,27	68 Rönberg, Peter
7	138	29,79	4,6324	129,2072	86,14	39 Vainionpää, Atte
8	141	31,21	4,5178	126,0095	84,01	51 Mahlamäki, Visa
9	134	30,73	4,3606	121,6243	81,08	137 Hanhirova, Johannes
10	116	26,70	4,3446	121,1783	80,79	30 Järvinen, Veli-matti
11	141	34,60	4,0751	113,6635	75,78	40 Vähälä, Pasi A
12	117	31,89	3,6689	102,3315	68,22	77 Sorri, Topi
13	122	33,36	3,6571	102,0027	68,00	47 Kervinen, Ilkka
14	127	35,62	3,5654	99,4461	66,30	32 Vellonen, Sami
15	126	35,36	3,5633	99,3885	66,26	66 Kontulainen, Mika
16	139	39,09	3,5559	99,1807	66,12	81 Pakka, Aki
17	117	33,89	3,4523	96,2925	64,19	58 Partanen, Olli-pekka
18	136	39,63	3,4317	95,7178	63,81	78 Partanen, Jyrki
19	124	36,43	3,4038	94,9381	63,29	27 Hirvikallio, Risto
20	89	26,26	3,3892	94,5308	63,02	36 Riste, Mika J
21	137	42,71	3,2077	89,4683	59,65	42 Salakari, Tomi
22	109	34,04	3,2021	89,3131	59,54	25 Westersträhle, Niklas K
23	141	44,89	3,1410	87,6087	58,41	48 Helatie, Marko
24	136	43,42	3,1322	87,3629	58,24	50 He, Weixiang
25	142	45,34	3,1319	87,3544	58,24	74 Asikainen, Mikko
26	135	43,36	3,1135	86,8405	57,89	26 Räisänen, Jouni
27	124	41,64	2,9779	83,0594	55,37	73 Kaskela, Toni
28	108	36,69	2,9436	82,1021	54,73	124 Havola, Jaakko I
29	123	42,81	2,8732	80,1379	53,43	62 Silventoinen, Pertti T
30	134	47,83	2,8016	78,1416	52,09	72 Kääriä, Mika
31	124	46,80	2,6496	73,9016	49,27	34 Sihvola, Sami J
32	91	34,99	2,6007	72,5396	48,36	89 Marjavaara, Pieti J
33	89	34,82	2,5560	71,2917	47,53	75 Vainio, Pentti
34	131	53,22	2,4615	68,6554	45,77	52 Latopelto, Tuomo
35	96	39,27	2,4446	68,1849	45,46	29 Kaihola, Mikael
36	122	50,38	2,4216	67,5429	45,03	33 Sokura, Tapio
37	107	44,36	2,4121	67,2776	44,85	55 Kokkola, Kimmo
38	112	48,46	2,3112	64,4633	42,98	37 Kylmäniemi, Jarkko
39	113	48,97	2,3075	64,3615	42,91	63 Riihimaa, Mika
40	138	60,29	2,2889	63,8428	42,56	38 Mäkitalo, Jukka
41	124	58,74	2,1110	58,8797	39,25	56 Otsamo, Antti
42	93	45,21	2,0571	57,3755	38,25	44 Torkkel, Janne
43	89	44,46	2,0018	55,8340	37,22	31 Kivelä, Jani
44	125	63,53	1,9676	54,8794	36,59	41 Jarva, Esko
45	90	46,94	1,9173	53,4783	35,65	140 Pasanen, Tony
46	126	65,97	1,9100	53,2724	35,51	208 Gerasimoff, Jari

STANDARD -- Overall Stage Results

Porkka Pistol 2008

Printed elokuu 25, 2008 at 16:29



Stage 8 -- Stage 8

	PTS	TIME	HIT FACTOR	STAGE POINTS	STAGE PERCENT	COMPETITOR # Name
47	122	70,84	1,7222	48,0352	32,02	54 Luostarinen, Jukka
48	88	51,73	1,7011	47,4480	31,63	70 Kronqvist, Jyrki
49	31	32,28	0,9603	26,7859	17,86	80 Lappi-seppälä, Mikael
50	0	36,66	0,0000	0,0000	0,00	79 Frantti, Pertti
51	0	0,00	0,0000	0,0000	0,00	57 Kahelin, Miika

PRODUCTION -- Overall Stage Results

Porkka Pistol 2008

Printed elokuu 25, 2008 at 16:29




Stage 8 -- Stage 8

	PTS	TIME	HIT FACTOR	STAGE POINTS	STAGE PERCENT	COMPETITOR # Name
1	142	25,33	5,6060	150,0000	100,00	46 Manni, Matti
2	138	26,62	5,1841	138,7104	92,47	104 Mckeown, Timo
3	132	27,43	4,8122	128,7616	85,84	141 Forsell, Tommi
4	138	30,11	4,5832	122,6327	81,76	111 Nurmi, Seppo T
5	136	31,38	4,3340	115,9642	77,31	212 Nousiainen, Lauri
6	140	33,51	4,1779	111,7871	74,52	83 Laakso, Valtteri
7	132	31,78	4,1536	111,1369	74,09	129 Toroi, Timo
8	142	34,51	4,1147	110,0985	73,40	100 Kangas, Jukka P
9	146	35,61	4,1000	109,7031	73,14	134 Avdeev, Kirill
10	138	34,95	3,9485	105,6501	70,43	211 Pitkänen, Antti
11	136	34,71	3,9182	104,8389	69,89	108 Jokinen, Tuukka
12	128	32,96	3,8835	103,9108	69,27	90 Sievänen, Petri K
13	140	36,65	3,8199	102,2097	68,14	117 Talvisto, Markku
14	136	35,77	3,8021	101,7321	67,82	138 Immonen, Juha
15	146	38,89	3,7542	100,4507	66,97	123 Mäkinen, Mika (nosa) 2
16	136	37,99	3,5799	95,7873	63,86	102 Paavilainen, Karri
17	113	31,62	3,5737	95,6213	63,75	99 Vuorinen, Rami
18	142	41,84	3,3939	90,8102	60,54	82 Laivuori, Jarkko M
19	136	40,17	3,3856	90,5889	60,39	126 Kalinen, Riku J
20	124	36,94	3,3568	89,8179	59,88	106 Aromäki, Juha
21	117	34,89	3,3534	89,7270	59,82	93 Lainiola, Teemu
22	148	45,04	3,2860	87,9228	58,62	88 Schlupp, Kaj K
23	116	36,81	3,1513	84,3199	56,21	210 Maunula, Hannu
24	125	39,87	3,1352	83,8884	55,93	92 Kilpiö, Jukka
25	120	39,76	3,0181	80,7557	53,84	119 Puurunen, Sakari J
26	140	46,87	2,9870	79,9229	53,28	121 Hautala, Risto
27	92	30,81	2,9860	79,8977	53,27	107 Ekberg, Mikael
28	105	36,17	2,9030	77,6746	51,78	122 Heiskanen, Henri
29	122	42,61	2,8632	76,6102	51,07	53 Koljonen, Jussi
30	134	48,40	2,7686	74,0794	49,39	116 Juntunen, Matti
31	130	46,96	2,7683	74,0719	49,38	86 Salmi, Eemeli
32	128	47,14	2,7153	72,6538	48,44	130 Polishsuk, Andrei
33	140	51,72	2,7069	72,4282	48,29	135 Wulff, Harri
34	118	44,60	2,6457	70,7922	47,19	98 Siitari, Sampo
35	130	49,32	2,6358	70,5275	47,02	113 Nurmi, Aarne
36	128	48,76	2,6251	70,2400	46,83	127 Nissinen, Renne T
37	140	55,46	2,5243	67,5439	45,03	300 Mattila, Sasu
38	128	52,94	2,4178	64,6940	43,13	65 Kempas, Marko
39	127	52,96	2,3980	64,1644	42,78	109 Hursti, Marko
40	132	55,86	2,3631	63,2282	42,15	114 Laaksonen, Kari
41	131	56,20	2,3310	62,3696	41,58	103 Peussa, Yrjö
42	92	39,93	2,3040	61,6491	41,10	105 Reinikainen, Marko
43	117	53,29	2,1955	58,7460	39,16	120 Mäkelin, Raimo
44	136	62,53	2,1750	58,1954	38,80	115 Hirvonen, Ludvig
45	88	43,99	2,0005	53,5262	35,68	94 Mettiäinen, Tapani
46	117	61,60	1,8994	50,8210	33,88	112 Hansson, Konsta

PRODUCTION -- Overall Stage Results

Porkka Pistol 2008

Printed elokuu 25, 2008 at 16:29



Stage 8 -- Stage 8

	PTS	TIME	HIT FACTOR	STAGE POINTS	STAGE PERCENT	COMPETITOR # Name
47	140	77,36	1,8097	48,4228	32,28	97 Juopperi, Jari
48	146	83,21	1,7546	46,9478	31,30	133 Kyllönen, Pauli
49	67	44,79	1,4959	40,0250	26,68	110 Klaus, Niki S
50	66	44,98	1,4673	39,2611	26,17	125 Kärkkäinen, Tero
51	119	81,95	1,4521	38,8540	25,90	118 Kääriäinen, Tuomas
52	47	36,80	1,2772	34,1734	22,78	96 Pietilä, Tero
53	57	62,46	0,9126	24,4181	16,28	95 Heikkinen, Jari X

MODIFIED -- Overall Stage Results

Porkka Pistol 2008

Printed elokuu 25, 2008 at 16:29



Stage 8 -- Stage 8

	PTS	TIME	HIT FACTOR	STAGE POINTS	STAGE PERCENT	COMPETITOR # Name
1	123	29,74	4,1358	150,0000	100,00	13 Aalto, Jari T
2	123	30,87	3,9845	144,5092	96,34	12 Matero, Ari
3	130	34,19	3,8023	137,9023	91,93	15 Nuutinen, Jari
4	144	38,42	3,7480	135,9353	90,62	22 Vasara, Vesa R
5	145	40,17	3,6097	130,9162	87,28	16 Kivi, Matti
6	128	40,83	3,1349	113,6993	75,80	23 Malmborg, Kimmo G
7	145	47,27	3,0675	111,2524	74,17	17 Honkala, Ari
8	126	41,30	3,0508	110,6490	73,77	19 Mäkelä, Kaarlo
9	136	51,56	2,6377	95,6650	63,78	24 Salminen, Timo
10	73	28,38	2,5722	93,2905	62,19	20 Appelsiin, Hannu
11	148	68,44	2,1625	78,4294	52,29	18 Hasu, Jari
12	101	61,07	1,6538	59,9819	39,99	139 Anttila, Janne
13	138	92,24	1,4961	54,2609	36,17	14 Ylijoki, Mika

REVOLVER (STANDARD) -- Overall Stage Results

Porkka Pistol 2008

Printed elokuu 25, 2008 at 16:29



Stage 8 -- Stage 8

	PTS	TIME	HIT FACTOR	STAGE POINTS	STAGE PERCENT	COMPETITOR # Name
1	122	39,02	3,1266	150,0000	100,00	136 Vilén, Timo J

PorkkA Pistol 2008

Printed elokuu 25, 2008 at 16:29



Disqualified Shooters

No.	Name
------------	-------------

84	Hakanen, Jere
85	Lilius, Mika
87	Wahlroos, Mikael
91	Virta, Mika
200	Alenius, Jesse
209	Holopainen, Antti